

AIRCRAFT DESIGN AND SYSTEMS GROUP (AERO)

Zero Emission – The New Credo in Civil Aviation

Internal: Cabin Ventilation Against the Corona Virus

External: CO₂, NO_x, AIC

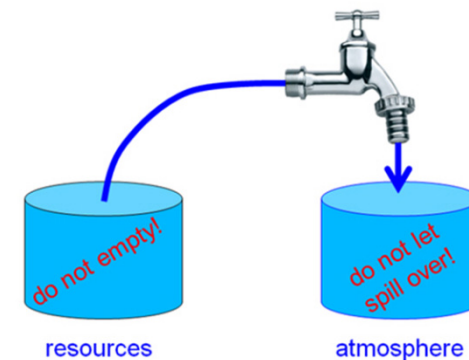
Dieter Scholz Hamburg University of Applied Sciences

German Aerospace Congress 2021 (DLRK 2021)

Online, 01 September 2021

<https://doi.org/10.5281/zenodo.5919013>

<https://doi.org/10.48441/4427.408>



Abstract

Purpose – Reach awareness about the strategy of the aviation industry (manufacturers, airlines, organizations) when faced with restrictions from government. Internal emissions (corona virus) and external emissions (CO₂, NO_x, AIC) are the threats today.

Approach – Industry published information during the corona pandemic as well as related to aviation and climate change is collected from the Internet and set against scientific evidence.

Findings – Internal emissions: HEPA filters in aircraft do not produce cabin air "as clean as in a hospital operating theater". External emissions: The goal "zero emission" is proclaimed, but it becomes evident already now that measures are not sufficient and dates will not be met to come even close to set goals. Sustainable aviation fuel (SAF) is very energy intensive. Non-CO₂ effects from aircraft burning hydrogen in jet engines must not be ignored. SAF will only make aircraft climate neutral when about 3 times more CO₂ is captured with Direct Air Capture (DAC) than emitted. This is necessary to account for the non-CO₂ effects.

Research limitations – The presentation is based on examples.

Practical implications – The public gets ill informed. Therefore, it is important so set the record straight. In addition, the strategy used by the aviation industry is exposed.

Social implications – The discussion opens up the topic beyond aviation expert circles.

Originality – Not much comparable information is given by other authors.

Zero Emission – The New Credo in Civil Aviation

Table of Content

- **Internal Emissions:** Cabin Ventilation Against the Corona Virus
 - Legend or Truth?
 - Summary
- **External Emissions:** CO₂, NO_x, AIC*
 - Zero Emission Initiatives/Reports
 - Technology (LH₂, SAF, Efficiency Chains)
 - Strategy and Belief
 - Summary
- Dichotomy and Similarity of Internal and External Emissions
- Contact, Further Reading, References

* AIC: Aviation-Induced Cloudiness (contrails & contrail cirrus)

Zero Emission – The New Credo in Civil Aviation

Internal Emissions: Cabin Ventilation Against the Corona Virus

These slides summarize and extend a lecture from the DGLR local branch Hamburg. For a few more details see:

<https://doi.org/10.5281/zenodo.5356568>

Internal: Cabin Ventilation Against the Corona Virus

Simple Basic Thoughts Help to Structure the Problem

- **Problem 1: A fast and global spread of the virus (SARS-CoV-2) by aircraft!**
 - Fact: The virus spread very quickly from Wuhan over continents in all parts of the world – not by ship, not by train, but **by airplane**. No one denies this.
 - As such, world wide mobility is boon and bane (German: Segen und Fluch)
 - Pandemics happened before, but this one resulted in a necessary (partial) **shut-down of aviation**.
 - **Governments** (to some extend) **and passengers made the shut-down a reality**.
 - **Organizations of the aviation industry worked with all their power against the shut-down**.
Understandable? Yes.
Responsible? No!
 - **Mitigation possibilities**: Screening, testing, quarantine, ... vaccination

Problem 1 is NOT the topic of this lecture, because

=> we know this is a problem,

=> this lecture has a technical focus.

Internal: Cabin Ventilation Against the Corona Virus

Simple Basic Thoughts Help to Structure the Problem

- **Problem 2: Infections with a virus on board of passenger aircraft!**

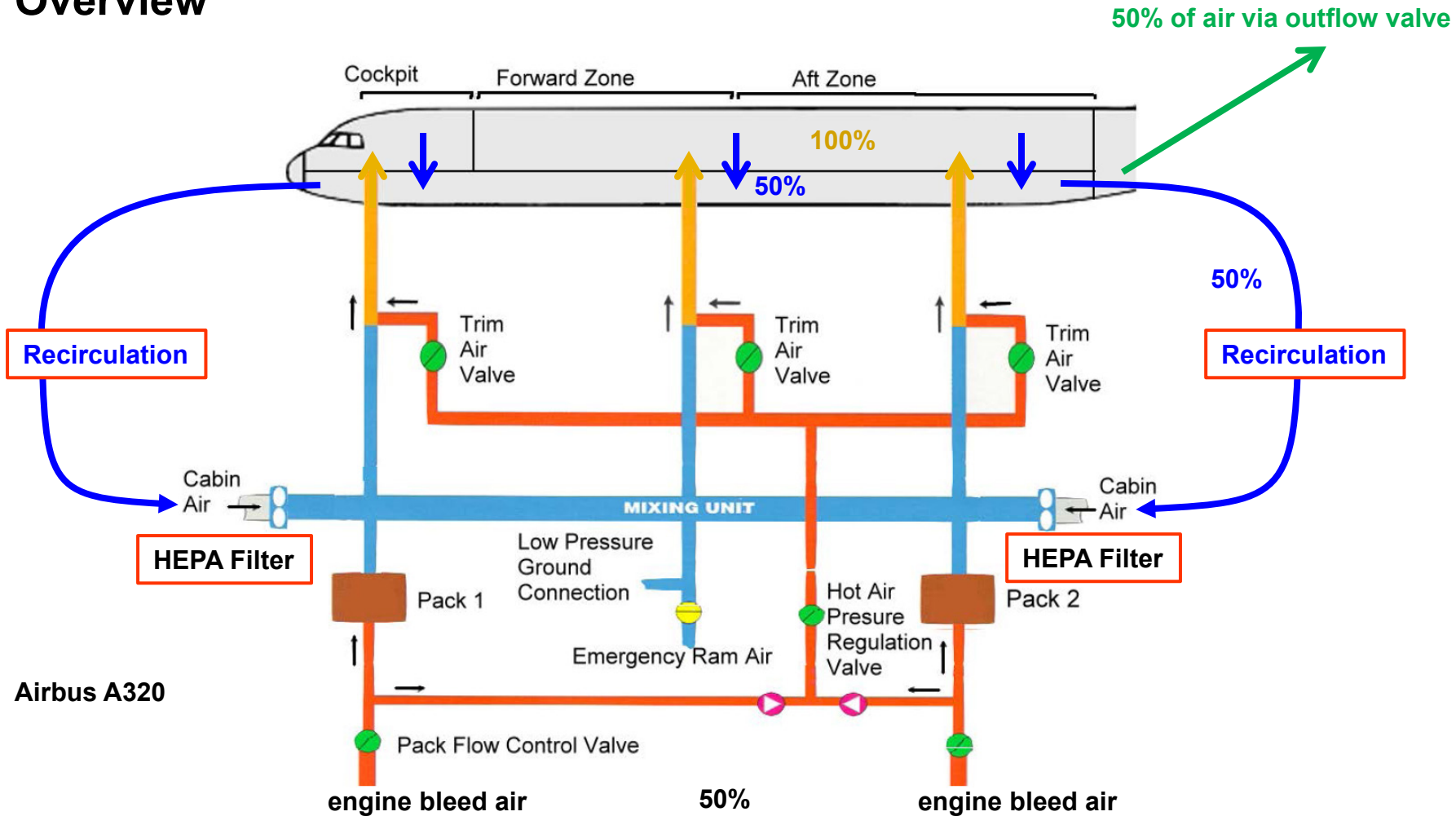
- Compared with Problem 1, this is **the minor problem** of the two, because not every healthy passenger flying together with an ill person will get infected.
- Certainly, every additional ill person arriving at a flight destination is a threat to the region.
- Furthermore, it is not only about those who might get infected on board, but also about a further spread of the virus to family, friends, and the community. An infection on board can be the start of an exponential growth.
- We know about a **high risk of infection when** ...
 - 1.) **many people** are together **yes, the case on passenger aircraft!**
 - 2.) people are **close to each other** **yes, the case on passenger aircraft!**
 - 3.) people are together **for a long time** **yes, the case on long-range flights!**
 - 4.) people are **inside** (rather than outside) **yes, the case on passenger aircraft!**
 - 5.) **the room is badly ventilated** **This will be investigated in this presentation!**

Do not be misguided:

If it would turn out that the aircraft cabin is well ventilated, **infection risks 1.) to 4.) remain a cause of concern** for passengers flying.

Internal: Cabin Ventilation Against the Corona Virus


Overview



Airbus A320


Internal: Cabin Ventilation Against the Corona Virus

Overview – Simplified Version



Internal: Cabin Ventilation Against the Corona Virus

Mixing Unit, HEPA Filters, Recirculation Fan



recirculation fan

Airbus A320

Internal: Cabin Ventilation Against the Corona Virus

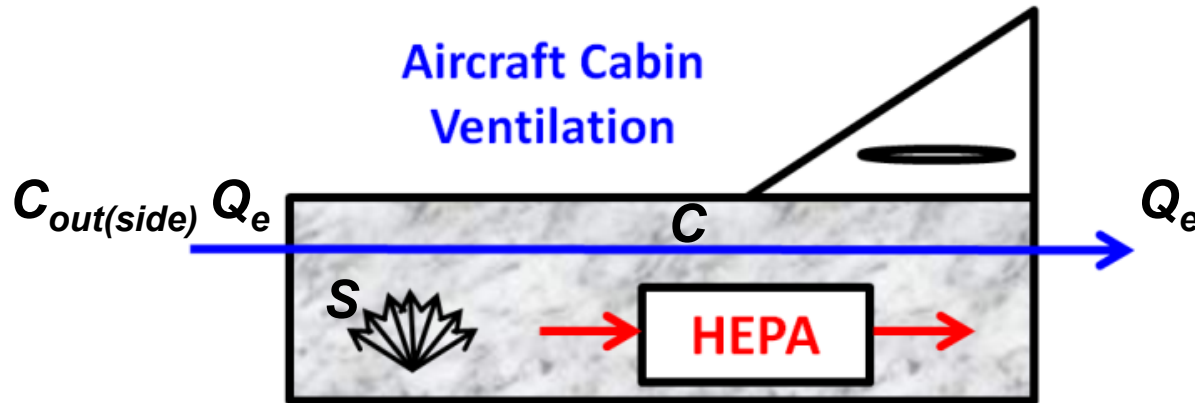
HEPA Filter



Airbus A380, Emirates. Installing a new HEPA filter. High risk operation?

Internal: Cabin Ventilation Against the Corona Virus

Ventilation Equation



$$S + Q_e C_{out} - Q_e C = V \frac{dC}{dt}$$

- S : source strength in kg/s
- Q_e : effective air flow rate for ventilation in m^3/s
- C : concentration of CO₂ or any other substance in kg/m^3 in the room
- C_{out} : concentration of CO₂ or any other substance in kg/m^3 outside of the room
- V : volume of the room

Dieter Scholz:

Aircraft Cabin Ventilation Theory,
Memo, 2020-06-27.

<https://doi.org/10.31224/osf.io/ac6p8>

See this document for a List of References mentioned in this section.

Internal: Cabin Ventilation Against the Corona Virus

Solving the Ventilation Equation for Steady State

If C_{out} is zero, the respective term can be deleted from the equation. The same is true, if C is understood as the difference of the concentration to the outside (ambient) concentration.

$$S - Q_e C = V \frac{dC}{dt}$$

In case of a **steady state** situation (no change in concentration C), the equation simplifies to

$$C = \frac{S}{Q_e}$$

We learn: The **concentration** is independent of the volume V and **depends only on the source strength S and the effective air flow rate Q_e .**

Internal: Cabin Ventilation Against the Corona Virus

Air Change Rate and Time for One Air Change

The **air change rate** n (in 1/h) is

$$n = \frac{Q}{V}$$

Q : **air flow rate** for ventilation in m^3/s

The **time for one theoretical air exchange**, t_{n1} is

$$t_{n1} = 1/n \quad .$$

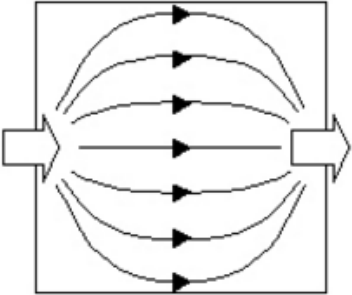
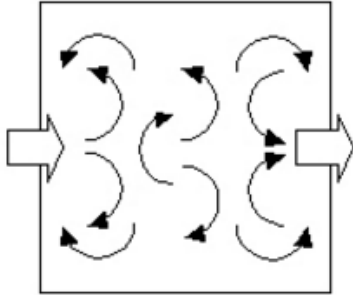
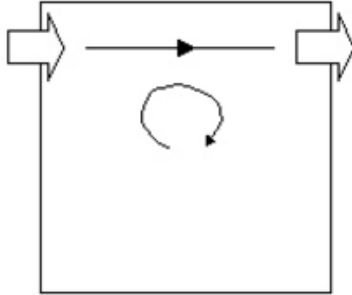
Internal: Cabin Ventilation Against the Corona Virus

Types of Ventilation and Ventilation Efficiency, η

Displacement Ventilation

Mixed Ventilation

Short Circuit Ventilation

Verdrängungslüftung	Verdünnungslüftung/ Mischlüftung	Kurzschlusslüftung
 <p style="text-align: center;">$\eta > 1$</p>	 <p style="text-align: center;">$\eta = 0.25 \dots 1$</p>	 <p style="text-align: center;">$\eta \rightarrow 0$</p>
<p style="text-align: center;">Lüftungseffizienz > 1</p>	<p style="text-align: center;">Lüftungseffizienz = 1</p>	<p style="text-align: center;">Lüftungseffizienz < 1</p>
<p>Die turbulenzarme Verdrängungslüftung findet beispielsweise bei Quelllüftung oder in Lackierkabinen und Reinräumen Anwendung.</p>	<p>Die turbulente Mischlüftung ist das am häufigsten anzutreffende System (Büro, Versammlungsräume). Die messbare Lüftungseffizienz ist bei bestehenden Lüftungsanlagen jedoch meist deutlich geringer.</p>	<p>Der Luftvolumenstrom wird im Raum kaum als Luftwechsel wirksam.</p>

<https://de.wikipedia.org/wiki/Lüftungseffizienz>

Internal: Cabin Ventilation Against the Corona Virus

Effective Air Flow and Ventilation Efficiency, η

The **effective air flow rate** can be determined from the **measured** CO₂ concentration on the aircraft during a steady state situation. With the source strength, S known or artificially introduced

$$Q_e = \frac{S}{C} .$$

The source strength, S is calculated from the people on board the aircraft. Each person has an emission of 0.02 m³/h of CO₂ while resting or with low activity of work – i.e. at a respiration rate of 0.5 m³/h (IDC 2012, 3.14.3). This at standard conditions (1013.25 hPa and 0 °C). The density of CO₂ at these conditions is 1.98 kg/m³. The **ventilation efficiency, η** is subsequently **calculated** from

$$\eta = \frac{Q_e}{Q} = \frac{S}{C n V} \quad \text{or} \quad Q_e = \eta Q = \eta n V .$$

See Appendix A of the Memo for a sample calculation showing the ventilation efficiency in an aircraft based on measuring CO₂ concentrations. **The ventilation efficiency has typically values as low as 25% ... 50%.**

Internal: Cabin Ventilation Against the Corona Virus

The Simplified Ventilation Equation for the Unsteady Case

$$S(t) - \eta n V C(t) = V \frac{dC(t)}{dt}$$

This is a first order ordinary differential equation (ODE) with constant coefficients. Laplace transformed:

$$S(s) - \eta n V C(s) = V C(s) s$$

$$\frac{S(s)}{V} - \eta n C(s) = C(s) s$$

$$\frac{S(s)}{V} = C(s) (s + \eta n)$$

$$\frac{C(s)}{S(s)} = \frac{1/V}{s + \eta n} \rightarrow \text{Time Constant (next page)}$$

Internal: Cabin Ventilation Against the Corona Virus

The Time Constant, T for Unsteady Ventilation

The **time constant, T** of this PT1-System can be identified as

$$T = \frac{1}{\eta n}$$

We learn: The **speed with which the system reacts** to change is **characterized by the effective air change rate ηn** .

Internal: Cabin Ventilation Against the Corona Virus

Solving the Unsteady Ventilation Equation

The transfer function is the pulse response to an initial concentration at $t = 0$ with $C_0 = S/V$.
Transforming back into the time domain

$$\frac{C(t)}{C_0} = e^{-1/T \cdot t} = e^{-\eta n \cdot t} = e^{-\eta \frac{t}{t_{n1}}}$$

With this we can fill the Table below and draw the Figure on the next page.

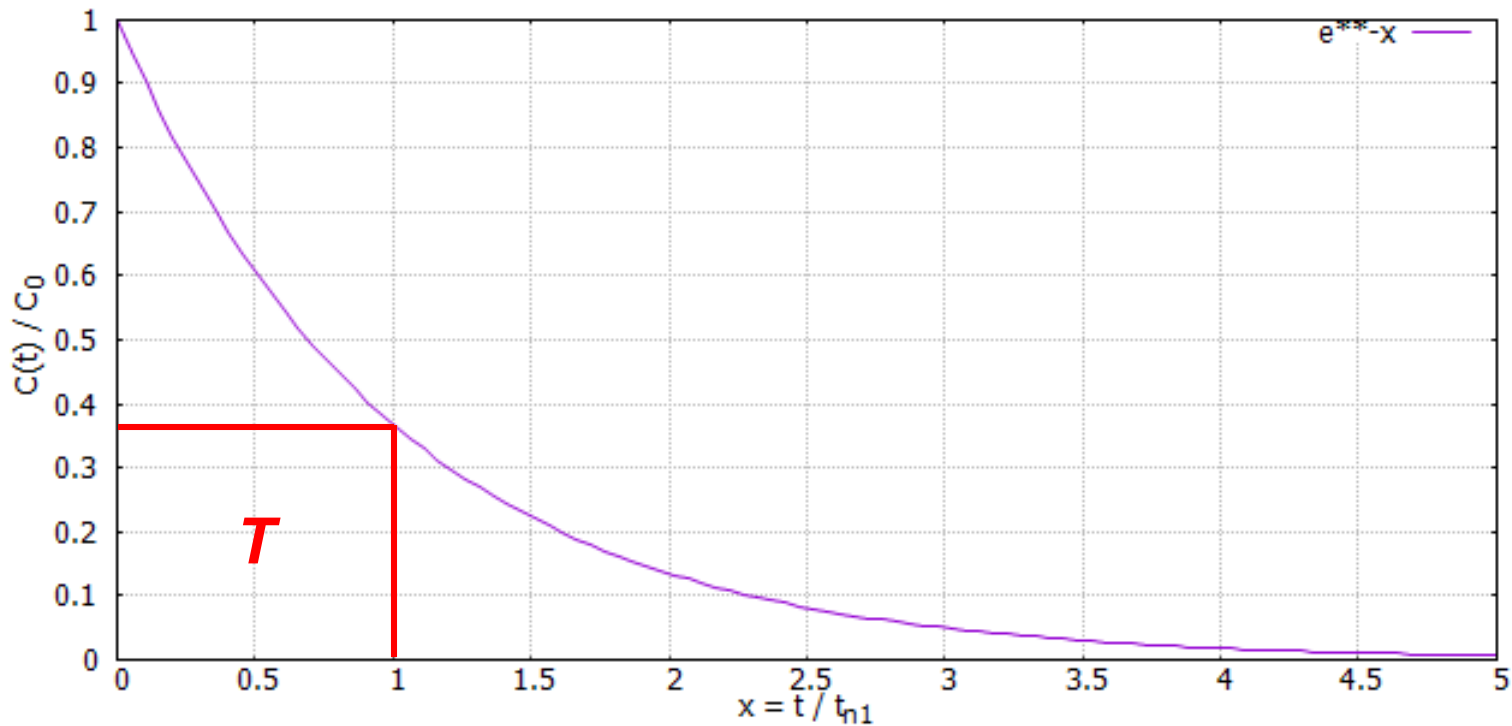
Table: **Relative remaining concentration** for a ventilation efficiency of $\eta = 1$ versus relative time

$t = x \cdot t_{n1}$	$x = 0.1$	$x = 1/3$	$x = 1/2$	$x = 1$	$x = 2$	$x = 3$	$x = 4$	$x = 5$
$C(t)/C_0$	90.5%	71.7%	60.7%	36.8%	13.5%	5.0%	1.8%	0.67%

T

Internal: Cabin Ventilation Against the Corona Virus

Visualizing the Unsteady Ventilation Equation



Relative remaining concentration for a ventilation efficiency of $\eta = 1$ versus relative time.

Hence, rinsing is an asymptotic process. A relative concentration will only reach the value 0% of the initial amount after an infinitely long time.

Internal: Cabin Ventilation Against the Corona Virus

More from the Unsteady Ventilation Equation

If a certain relative remaining concentration is given (e.g. 12%) and a time (e.g. 4 min.) a **calculation of the time for one (theoretical) air change** can be calculated

$$t_{n1} = -\frac{\eta t}{\ln(C(t)/C_0)} \quad .$$

Assuming a ventilation efficiency of $\eta = 0.75$, we would get the time for one (theoretical) air change as low as 1.4 min. from the above numbers.

Also the **ventilation efficiency could be calculated**, if the parameters in the equation are given as follows

$$\eta = -\frac{t_{n1}}{t} \ln(C(t)/C_0) \quad .$$

Internal: Cabin Ventilation Against the Corona Virus

More from the Unsteady Ventilation Equation

ISO 14644-3 (**Cleanrooms** and Associated Controlled Environments - Part 3: Test Methods) defines a "recovery time" (German: Erholzeit). **The recovery time is the time it takes a concentration to be reduced to 1%.**

More details are given in the EudraLex, The Rules Governing Medicinal Products in the European Union, Volume 4, EU Guidelines to Good Manufacturing Practice (EU GGMP 2008). The recovery time is the time a concentration is reduced to 1% (Grade B cleanroom) or 10% (Grade C cleanroom). The EU GGMP include a recommendation that the concentration should decay in 15 min. to 20 min. For interpretation of EU GGMP see Whyte 2016. The decay time can be calculated from

$$t = -\frac{t_{n1}}{\eta} \ln(C(t) / C_0) = -\frac{t_{n1}}{\eta} \ln(0.01) = \underline{4.605} \frac{t_{n1}}{\eta}$$

and can be compared with the EU GGMP-requirement. Reversed, the equation can be used to calculate the required time for one (theoretical) air change t_{n1} .

Internal: Cabin Ventilation Against the Corona Virus

Time to "Fully Renew" (1%, ISO 14644-3) the Air in a Room

If $\eta = 46.05\%$ is assumed (Wikipedia 2020)

$$t = 10.0 t_{n1}$$

We learn: **The air in a room will never be "fully renewed", but a remaining concentration of 1% may be accepted to call this "fully renewed"** (in accordance with ISO 14644-3). As a rule of thumb "fully renewed" is achieved during a time about ten times the time for one (theoretical) air change.

If the time for one (theoretical) air change is 3 minutes, the air can be considered to be "fully renewed" in 30 minutes.

Internal: Cabin Ventilation Against the Corona Virus

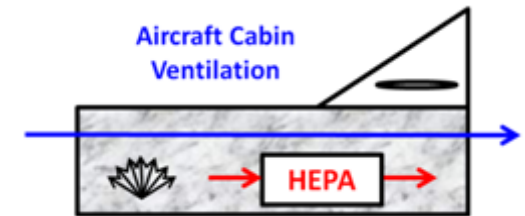
Legend or Truth?

Legend or Truth?

Industry Claim 1:

The air in the aircraft **"as clean as in a hospital operating theatre"**
(due to HEPA filters)

- **Wrong logic applied:** Even if the HEPA filters would filter out 100% of the viruses in the SUPPLIED air, the AIR IN THE CABIN is still NOT virus free, because the viruses are in the cabin in the first place.
- **50% reduction to (unknown) reference:** What is possible is this. The virus concentration in the cabin can be halved (with 50% recirculation) if, in addition, recirculation with a 100% effective HEPA filter is used. $C = S / Q$.
- **HEPA filters may not exist or not work:** There are no binding requirements for the existence (some smaller aircraft do not have them) or the maintenance of HEPA filters in aircraft. Therefore, no information can be given about their quality in practice. But: Filtration efficiency may even improve, when filters are old and dirty.



IATA:





<https://perma.cc/686X-X9AZ?type=image>

Legend or Truth?

Industry Claim 1:

The air in the aircraft "as clean as in a hospital operating theatre"
(due to HEPA filters)




True comparison: The air is as clean as in a hospital operating theatre, if ≈ 200 people are watching.
 o Hospitals filter incoming air – aircraft filter recirculated air.
 o Incoming air is NOT filtered on passenger aircraft. This can lead to cabin air contamination.

Legend or Truth?

Industry Claim 2:

The air in the aircraft is "**FULLY renewed every 2 to 3 minutes**"

- **Statement is irrelevant:** The air change rate is only important for dynamic processes (not relevant here!). $C = S / Q$.
- **Unfit parameter for comparison:** The air change rate, n in the aircraft is only so high because the volume V per passenger (about 2 m^3 on an airplane) is so small. This makes the air change rate, n unfit as a parameter for comparison with rooms where people have more volume each (office, cathedral, ...).
- **One air change in 3 minutes is wrong:** For 0.25 kg of air per minute and person and 2 m^3 per person, a cabin volume of fresh air must flow into the cabin at least every 6.7 minutes. Aircraft better than required? Manufacturers seem to use the "cabin volume" (volume above cabin floor) instead the "volume in the pressure seals" to calculate one theoretical air change in about 3 minutes.
- **Statement "fully" is wrong:** With optimal mixed ventilation (which is never the case in practice), the concentration of a substance is reduced to 37% of the original value after one air change. Only after 5 air changes does the concentration drop below 1% (assuming a ventilation efficiency of $\eta = 1$).



IATA:



<https://perma.cc/686X-X9AZ?type=image>

Legend or Truth?

Industry Claim 2:

The air in the aircraft is " **FULLY renewed every 2 to 3 minutes** "

No, see video: 5 air exchanges are necessary!



Video: <https://youtu.be/QYP255V03BY?t=544>

Legend or Truth?

Industry Claim 2:


The air in the aircraft is " **FULLY renewed every 2 to 3 minutes** "

Ventilation Comparison

Aircraft

versus

Home



Ventilation rate: $Q = 18 \text{ m}^3/\text{h}$ (0.25 kg/min)
 Volume per person: $V = 2 \text{ m}^3$
 Air change rate: $n = Q / V = 18/2/\text{h} = 9/\text{h}$
 One air change in: $t = 6.7 \text{ min}$

$Q = 90 \text{ m}^3/\text{h}$
 $V = 36 \text{ m}^2 \cdot 2.5 \text{ m} = 90 \text{ m}^3$
 $n = Q/V = 90/90/\text{h} = 1/\text{h}$
 $t = 1 \text{ h} = 60 \text{ min}$

relevant value

irrelevant value

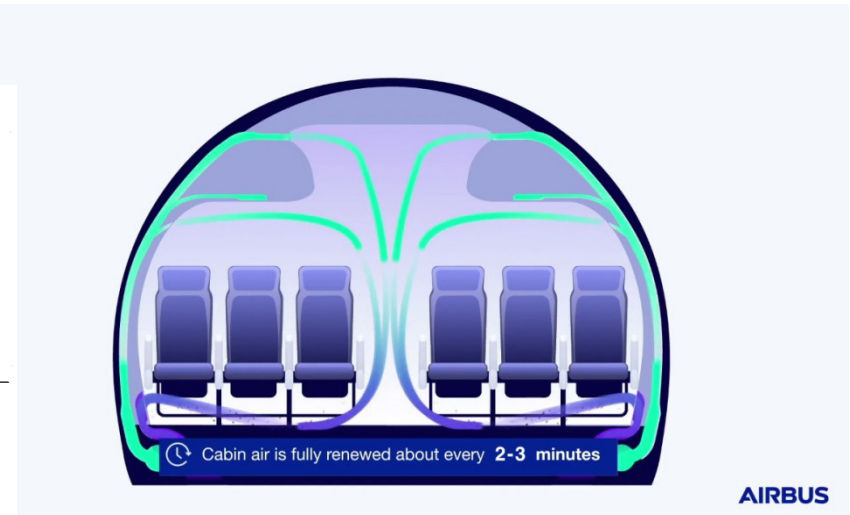
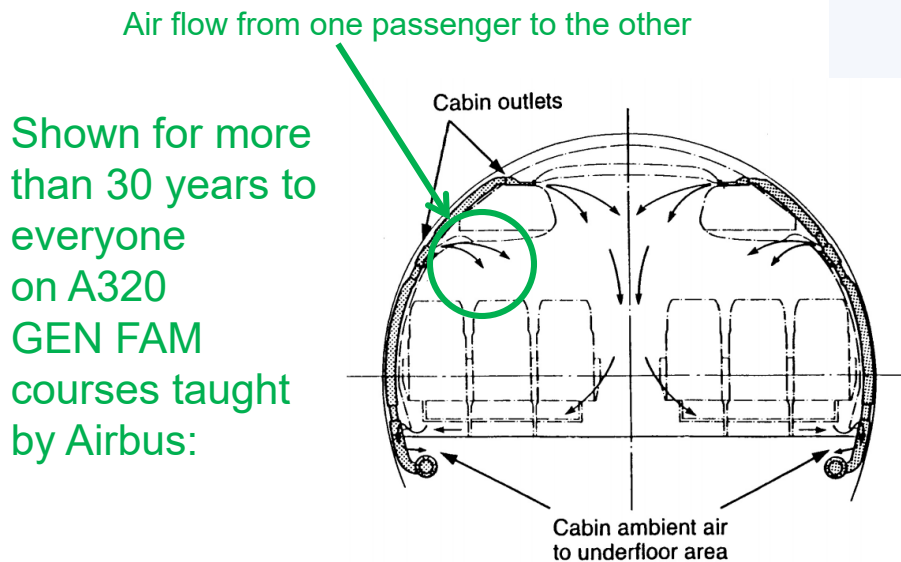
Ventilation rate in the (my) home is 5-times that of the aircraft!

Video: <https://youtu.be/QYP255V03BY?t=375>

Legend or Truth?

Industry Claim 3:

The **air flow** in the aircraft cabin "**only from top to bottom**" or "**no horizontal flow**" (not sideways, not forward or aft)



Airbus: Video: https://youtu.be/tVkf2ogGG_Y?t=45

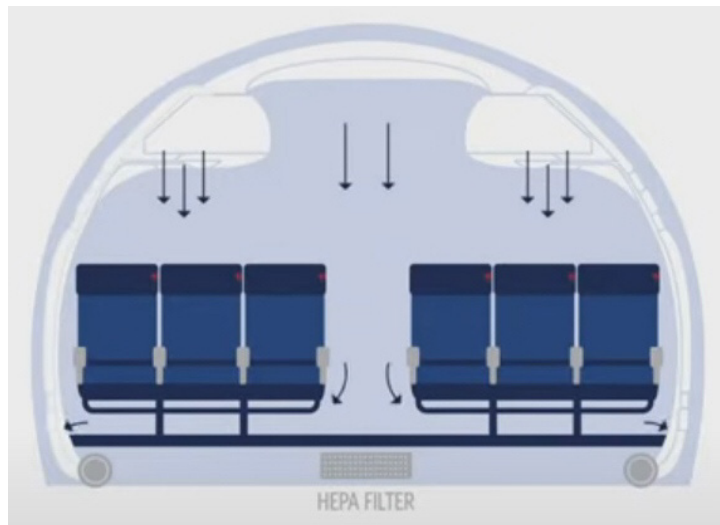
Air flow only overhead the passengers?

- In the cross-section of the cabin, the ventilation causes **vortices**, which **mix the air within several rows of seats**.
- **Turbulence and diffusion also mix the air along the cabin** (forwards and backwards).

Legend or Truth?

Industry Claim 3:

The **air flow** in the aircraft cabin "**only from top to bottom**" or "**no horizontal flow**" (not sideways, not forward or aft)




Delta: Video: https://youtu.be/ll-4LUfcr_s?t=33

Air flow only from top to bottom?
Cabin air ventilation out of the overhead bins?



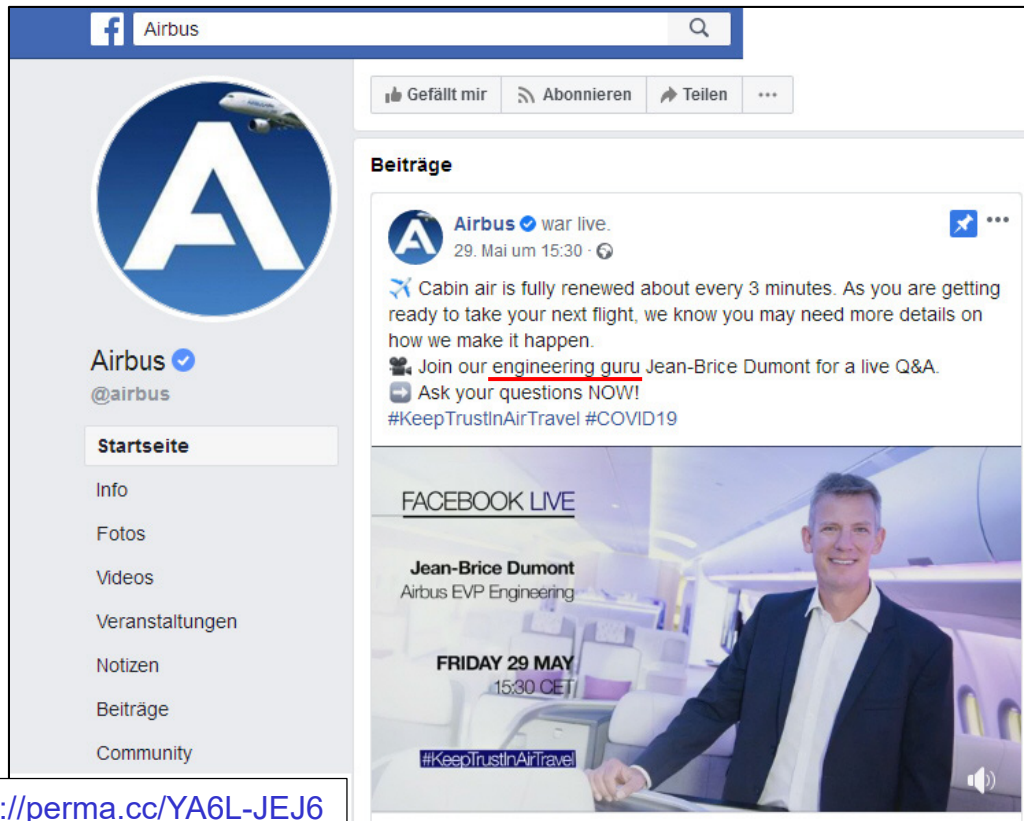
Delta: Video: https://youtu.be/ll-4LUfcr_s?t=67



Legend or Truth?

Industry Claim 3:

The **air flow** in the aircraft cabin "**only from top to bottom**" or "**no horizontal flow**" (not sideways, not forward or aft)



https://perma.cc/YA6L-JEJ6

Jean-Brice Dumont, Airbus ("guru"):
It [the air] flows from top to bottom at one meter per second, and is subsequently removed through the floor. This airflow is optimized to prevent longitudinal movement, so there is no spread between adjacent seat rows.

Facebook, 29.05.2020


Dieter Scholz:
Airbus' Cabin Air Explanations during the Corona Pandemic – Presented, Analyzed, and Criticized, Memo, 2020-06-19.
<https://doi.org/10.31224/osf.io/b9dkp>

<https://www.facebook.com/watch/?v=582384906021127>
 Video: <https://youtu.be/LV00dLUdK0k>

Legend or Truth?

Industry Claim 3:

The **air flow** in the aircraft cabin "**only from top to bottom**"



Lufthansa under the heading "#WeCare – damit Sie unbesorgt fliegen"

(<https://perma.cc/UQ59-AZ3F>).

Air flows from the air jets. This is in contrast to the EASA recommendations.

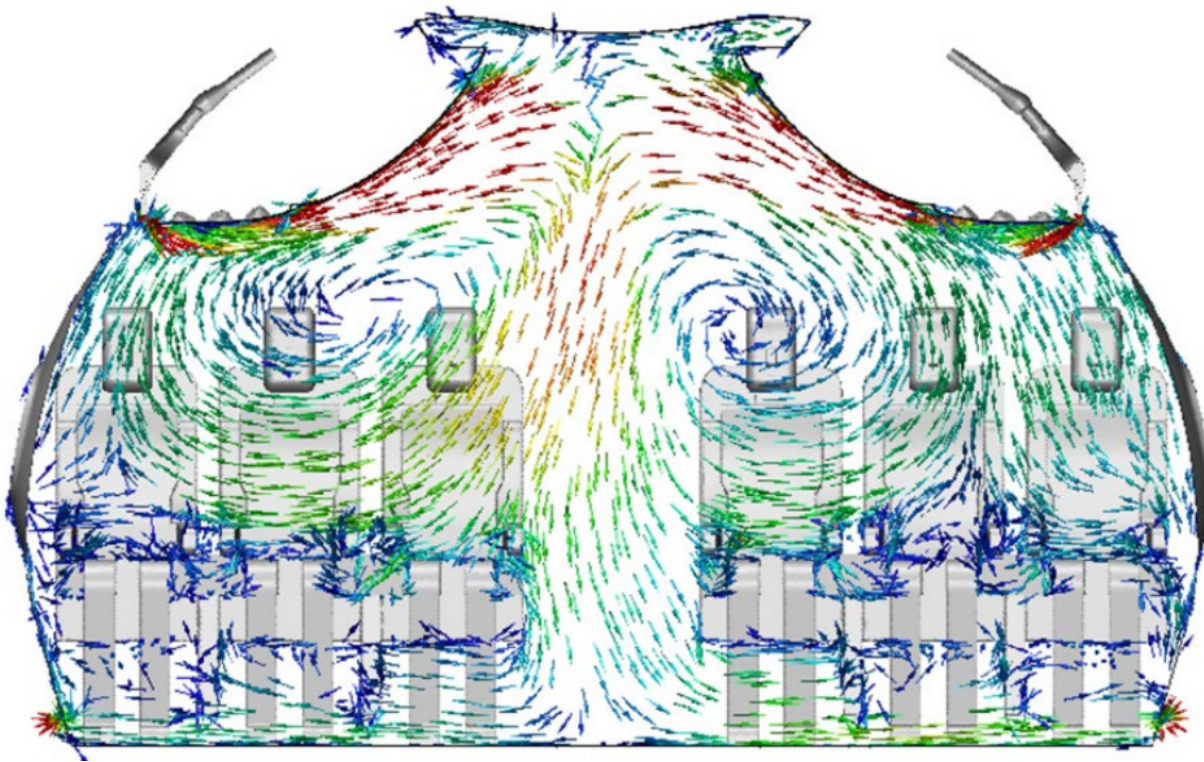
(<https://perma.cc/MR7X-Y73R>). Turbulence should be avoided in the cabin.

Turbulence is also caused by walking through the aisle.

Legend or Truth?

Industry Claim 3:

The **air flow** in the aircraft cabin "**only from top to bottom**"



Flow direction indicated by the arrows show **flow from one passenger to the other** and as such the exchange of breathing air.

Nevertheless,

Boeing concludes:

"**the risk of contracting COVID-19 while flying is low.**"

Engineering controls on modern aircraft that employ high air flow from ceiling to floor, HEPA filtration, and set design / positioning that minimize air flow between rows, and play an important role in the control of particle fate in the cabin."

Source:

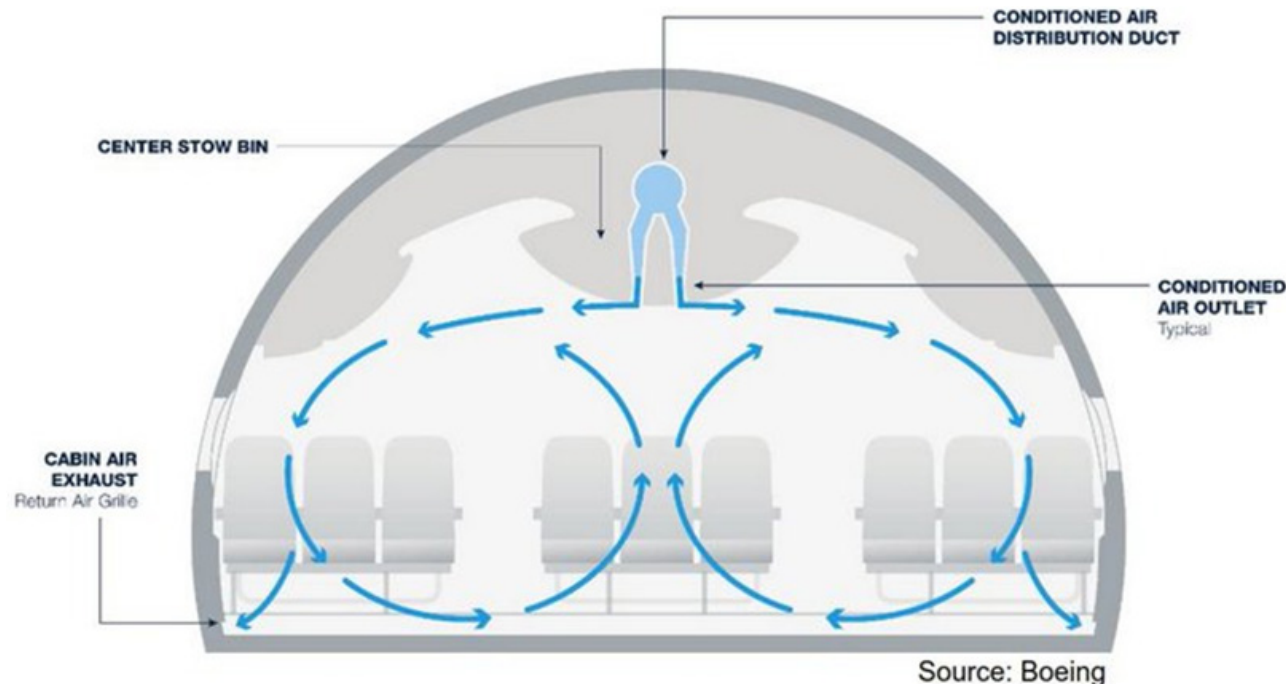
<https://perma.cc/S5VV-UNS2>

Boeing: CFD simulation of flow in a **B737** cabin cross section. Snapshot of a dynamic situation.

Legend or Truth?

Industry Claim 3:

The **air flow** in the aircraft cabin "**only from top to bottom**"



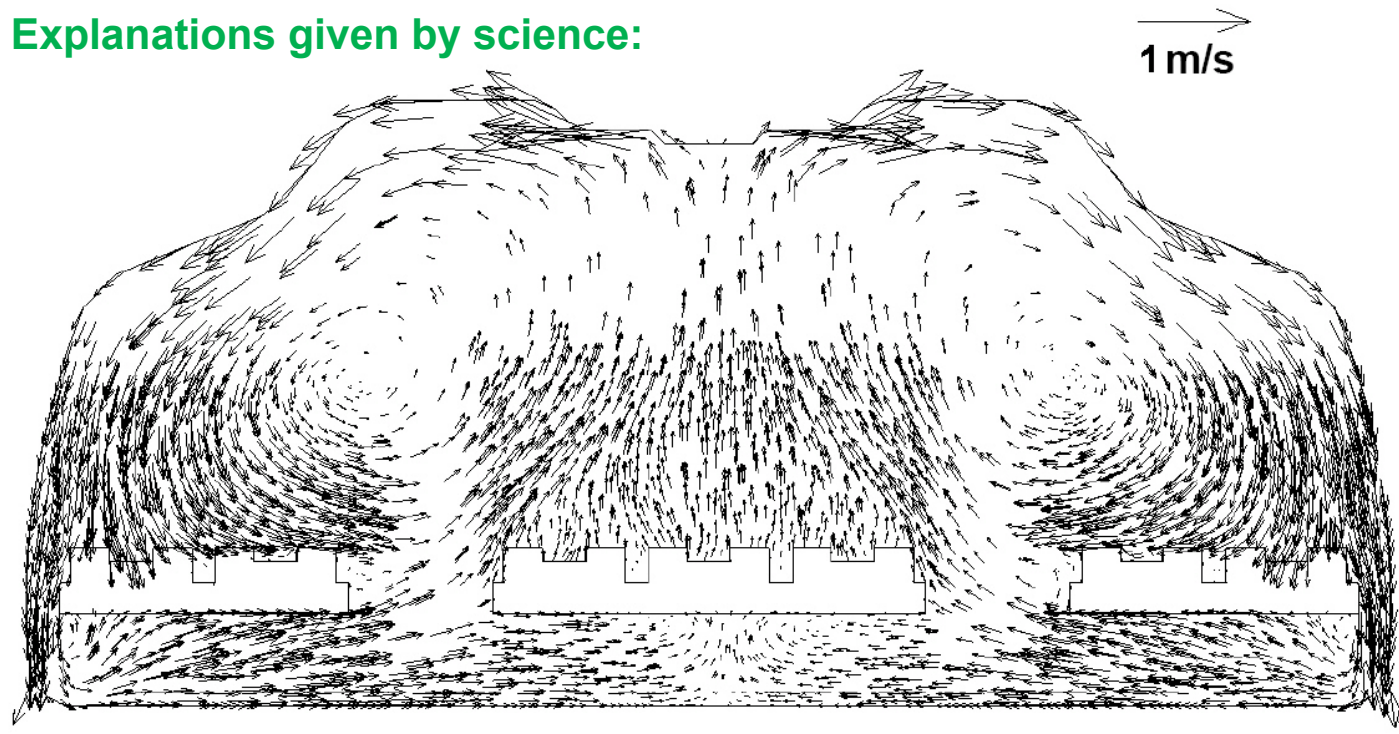
Boeing shows its special (unfavorable) case of the [B767](#) with central ventilation from the top initially sideways (to avoid drafts on passengers in the center bench). Visible are the rotors typical for every cabin ventilation to ensure full rinsing and mixing.

Legend or Truth?

Industry Claim 3:

The **air flow** in the aircraft cabin "**only from top to bottom**"

Explanations given by science:



The special (unfavorable) case of the **B767** was studied by **Prof. Chen, Purdue University**.

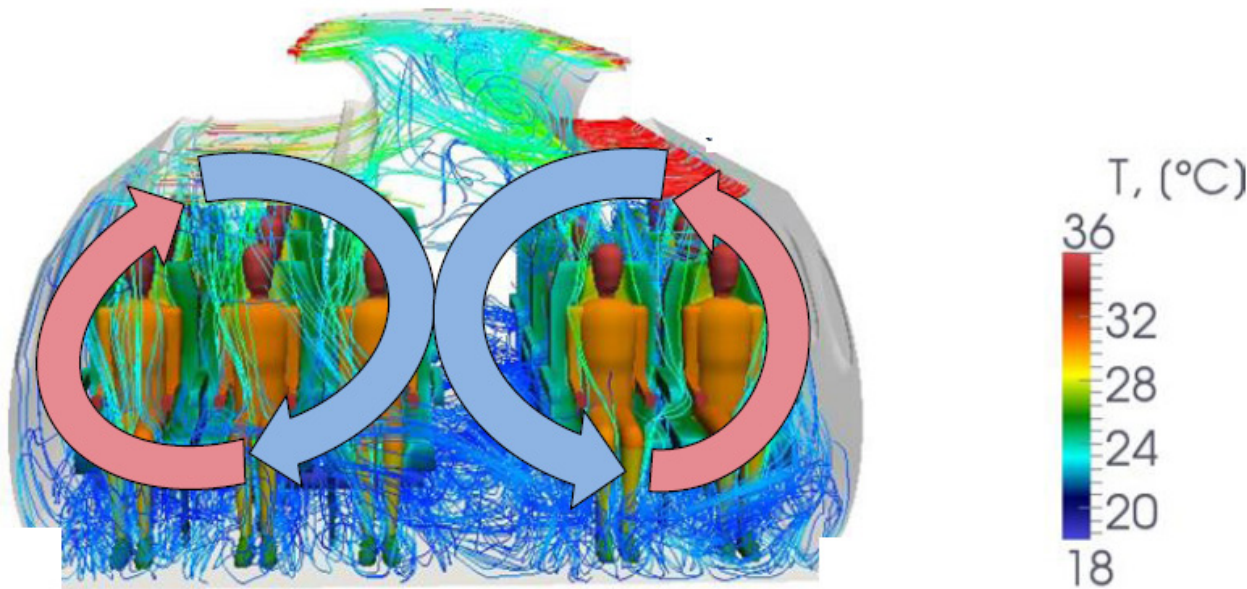
Gupta, J., Lin, C.-H., and Chen, Q, 2011. Transport of Expiratory Droplets in an Aircraft Cabin. In: *Indoor Air*, 21(1), 3-11. Archived at: <https://perma.cc/QD3Z-YTVA>

Legend or Truth?

Industry Claim 3:

The **air flow** in the aircraft cabin "**only from top to bottom**"

Explanations given by science (DLR, Göttingen):



The aircraft cross section is ventilated with "rotors" on either side of the aisle. The cabin is cooled with cold air from above. Warm air rises up near the windows.

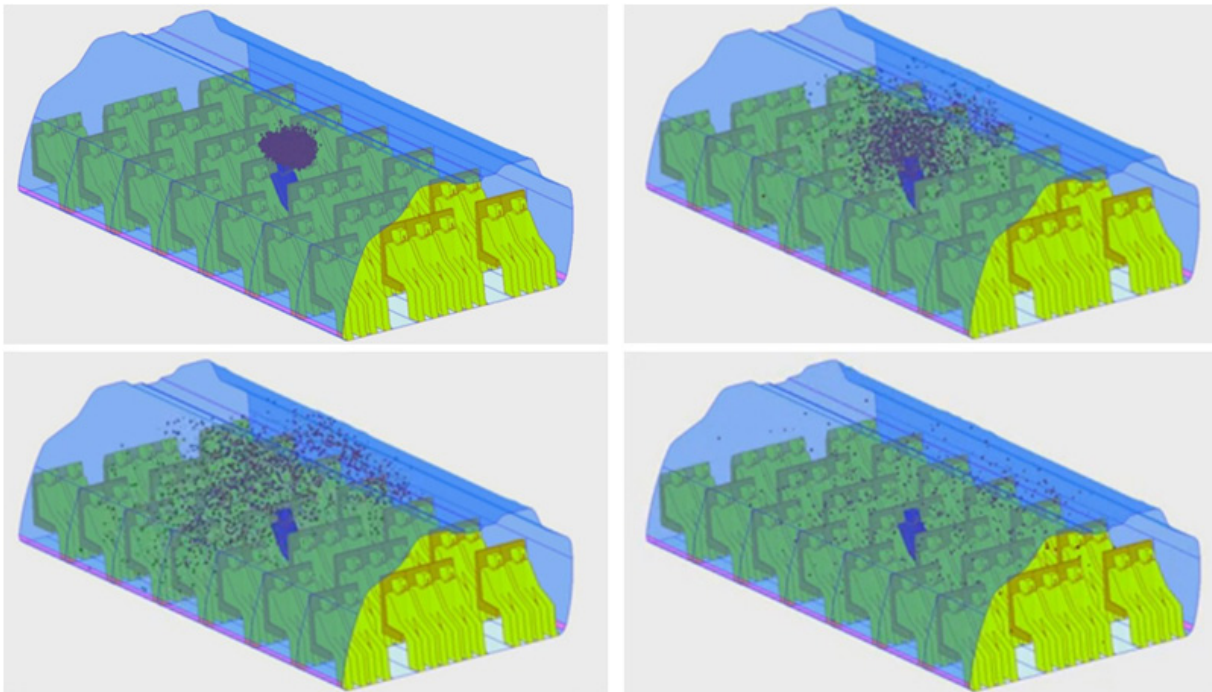
By courtesy of DLR.

Legend or Truth?

Industry Claim 3:

The **air flow** in the aircraft cabin "**only from top to bottom**"

Explanations given by science:



The special (unfavorable) case of the B767 was studied by Prof. Chen, Purdue University.

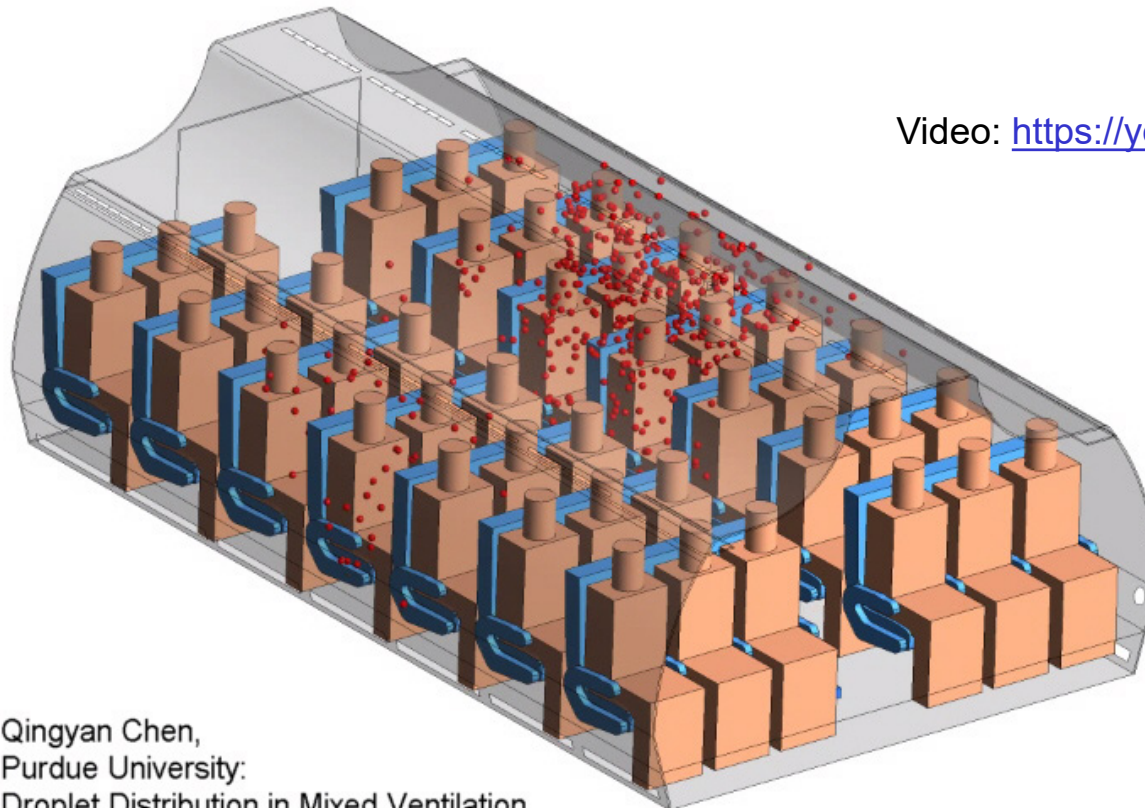
Video: <https://engineering.purdue.edu/~yanchen/infection.html>

Legend or Truth?

Industry Claim 3:

The **air flow** in the aircraft cabin "**only from top to bottom**"

Explanations given by science:



Video: https://youtu.be/t2QV5aqo_bl

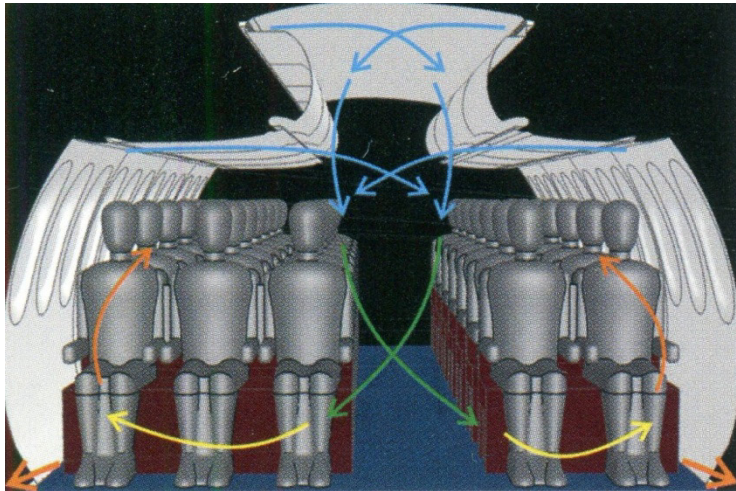
Qingyan Chen,
Purdue University:
Droplet Distribution in Mixed Ventilation

Legend or Truth?

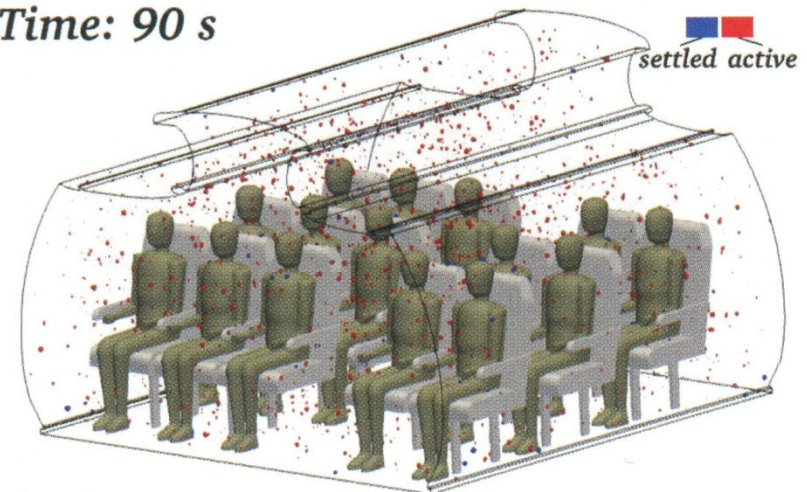
Industry Claim 3:

The **air flow** in the aircraft cabin "**only from top to bottom**"

Explanations given by science (DLR, Göttingen):



Time: 90 s



A person in the central aisle seat of the 5 abreast Do 728 is the source of aerosole particles. Numerical simulation of these aerosol particles in (normal) mixed ventilation. After 90 s, most particles (65%) are still floating (red). Only few particles have left the cabin (20%), or have settled on a surface (16%) (blue). Three rows are shown in the simulation that are most covered in aerosoles. Aerosoles also travel to adjacent other rows further fore and aft. There the concentration is less.

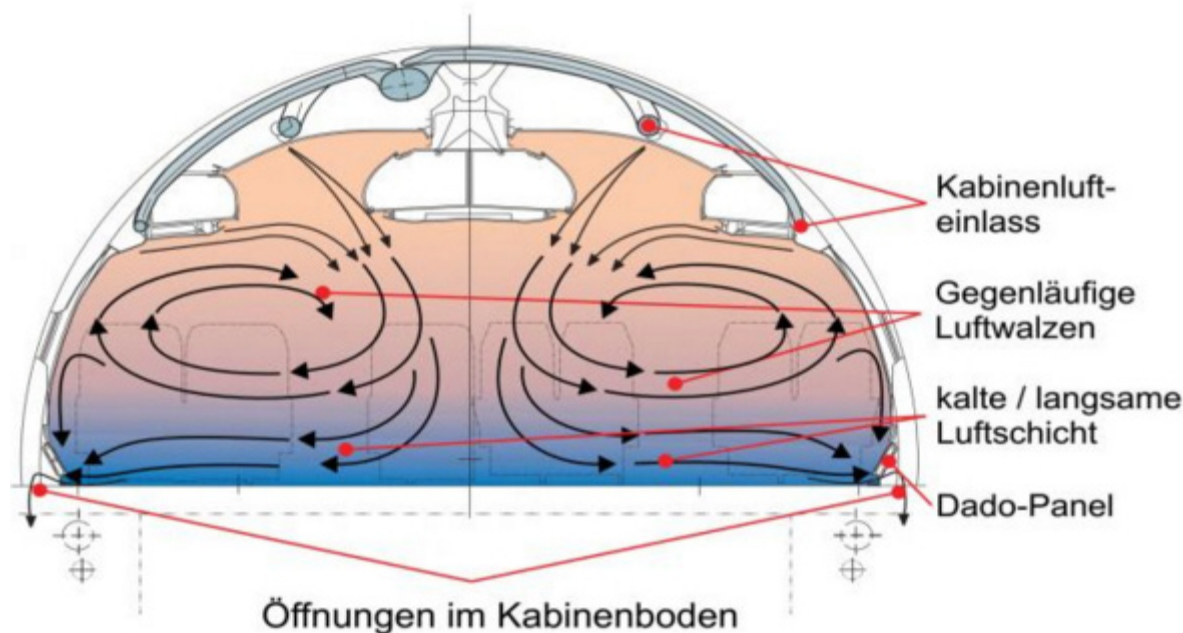
SCHMELING, D., WAGNER, C., et al., 2021, Aerosolausbreitung in der Do-728-Passagierkabine. In: DGLR, Luft- & Raumfahrt, No. 2, 2021, pp. 20-23. Available from: <https://www.dglr.de>

Legend or Truth?

Industry Claim 3:

The **air flow** in the aircraft cabin "**only from top to bottom**"

Explanations given by science:



Flow in the cabin of an Airbus A340. Here, the cabin temperature is increased with warm air from the outlets. Rotors are present on either side of the center line. **The flow** (see arrows) transports breathing air from one passenger to the other.

KNIGGE, Henning, 2014: *Modellierung des dynamischen Verhaltens der zonalen Kabinentemperatur und anderer Komfortparameter in Flugzeugkabinen*. Dissertation, Technische Universität Hamburg-Harburg. Göttingen: Cuvillier.

Legend or Truth?

Industry Claims 4:

The **seats provide a barrier** for transmission to the front and rear of the cabin.

Refuted: Also simulations (slides above) show droplets pass seat rows easily.

Further explanations given by science (DLR Göttingen):



A person (S) sits in different seats on a Do 728 and is the source of aerosole particles. **Measurements** of these aerosol particles in (normal) mixed ventilation. Once the "dynamics approach a steady state" [?], concentrations are measured and averaged over a period of 5 min. Without medical details it is impossible to say, if another person can get infected or not. Just based on concentrations and colors it can be determined. Aerosoles migrate to the other side of the aisle. One row to the front and two rows to the back seem to see elevated aerosole concentrations.

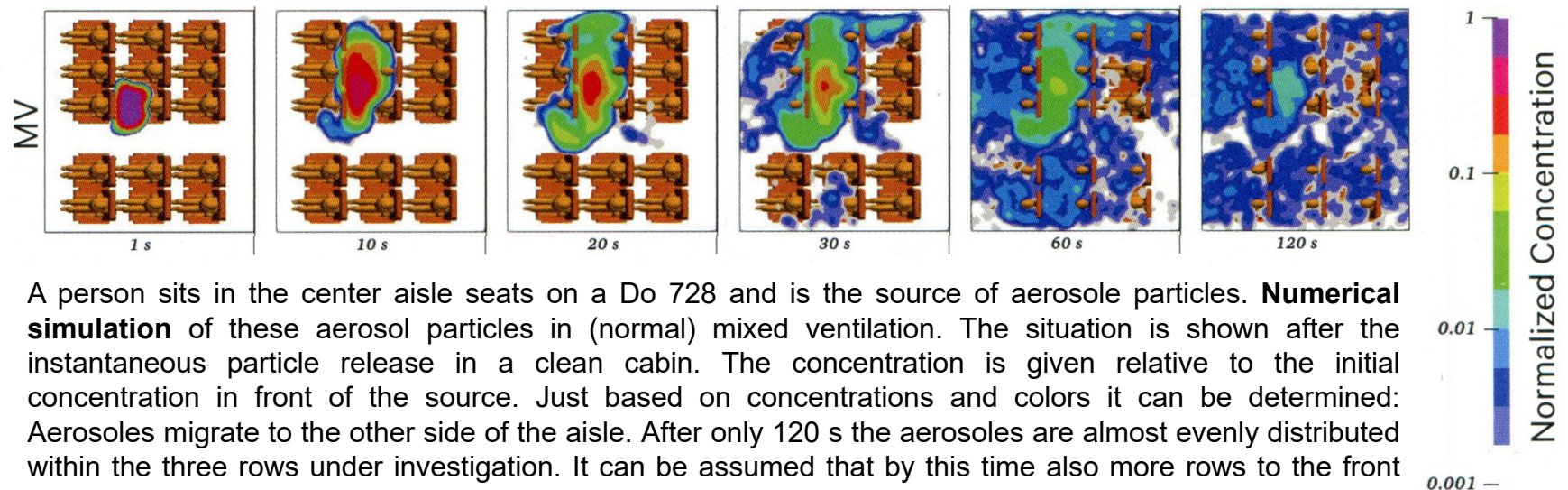
SCHMELING, D., WAGNER, C., et al., 2021, Aerosolausbreitung in der Do-728-Passagierkabine. In: DGLR, Luft- & Raumfahrt, No. 2, 2021, pp. 20-23. Available from: <https://www.dglr.de>

Legend or Truth?

Industry Claims 4:

The **seats provide a barrier** for transmission to the front and rear of the cabin.

Further **explanations given by science (DLR Göttingen):**



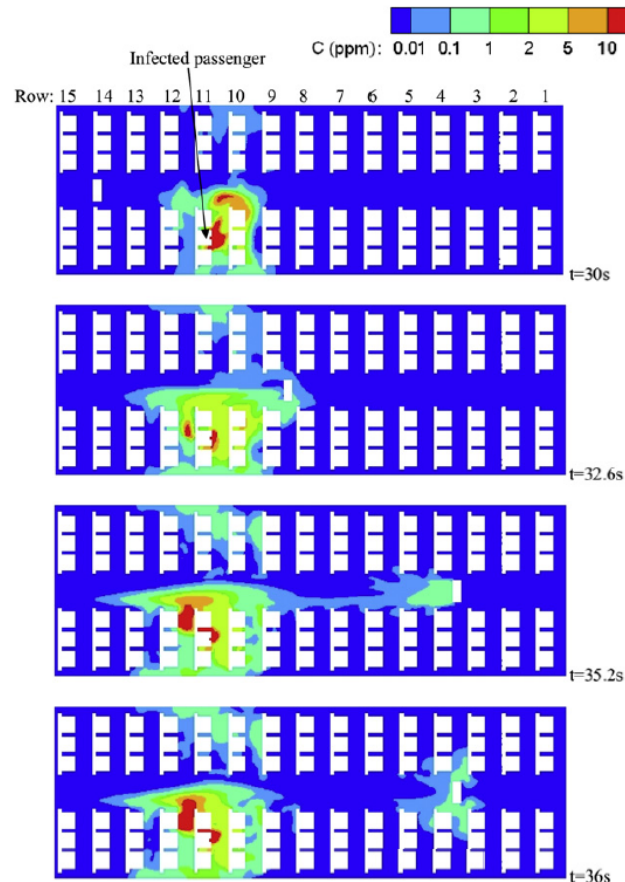
A person sits in the center aisle seats on a Do 728 and is the source of aerosole particles. **Numerical simulation** of these aerosol particles in (normal) mixed ventilation. The situation is shown after the instantaneous particle release in a clean cabin. The concentration is given relative to the initial concentration in front of the source. Just based on concentrations and colors it can be determined: Aerosoles migrate to the other side of the aisle. After only 120 s the aerosoles are almost evenly distributed within the three rows under investigation. It can be assumed that by this time also more rows to the front and back see some concentration of aerosoles. It is known from slides above that after 90 s or 120 s only a small percentage of particles has left the cabin. It must be kept in mind that the simulated situation does not represent reality well. In reality the cabin is in a quasi steady state situation with incoming and outgoing particles in equilibrium. Within the duration of a flight some of the aerosoles will have the chance to travel anywhere in the cabin.

SCHMELING, D., WAGNER, C., et al., 2021, Aerosolausbreitung in der Do-728-Passagierkabine. In: DGLR, Luft- & Raumfahrt, No. 2, 2021, pp. 20-23. Available from: <https://www.dglr.de>

Legend or Truth?

Industry Claims 4:

The **seats provide a barrier** for transmission to the front and rear of the cabin.



People moving through the aisle transport emissions from sitting passengers!

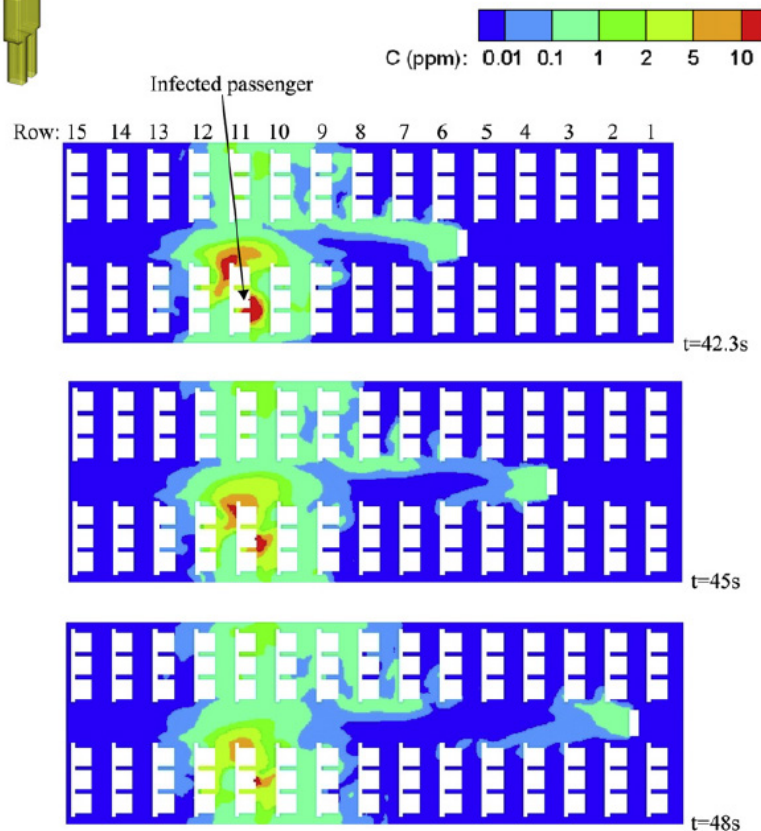
Contaminant transport process at breathing level due to the body (a person) moving at 1.75 m/s along the aisle from back to front (left to right) for a pulsed contaminant release from the infected passenger.

MAZUMDAR, Sagnik, CHEN, Qingyan, et al., 2011. Impact of Scaling and Body Movement on Contaminant Transport in Airliner Cabins. Atmospheric Environment, 2011, 45. Jg., Nr. 33, S. 6019-6028.

Legend or Truth?

Industry Claims 4:

The **seats provide a barrier** for transmission to the front and rear of the cabin.



People moving through the aisle transport emissions from sitting passengers!

Contaminant concentrations at breathing level for instances when the body (person) stopped movement at rows 2, 4, & 6 respectively along the aisle for a pulsed release of the contaminant from the infected passenger.

MAZUMDAR, Sagnik, CHEN, Qingyan, et al., 2011. Impact of Scaling and Body Movement on Contaminant Transport in Airliner Cabins. Atmospheric Environment, 2011, 45. Jg., Nr. 33, S. 6019-6028.

Legend or Truth?

Industry Claims 5:

The **passengers** look forward and **have little facial contact**.



Dieter Scholz:

Airbus' Cabin Air Explanations during the Corona Pandemic – Presented, Analyzed, and Criticized, Memo, 2020-06-19.

<https://doi.org/10.31224/osf.io/b9dkp>

Jean-Brice Dumont, **Airbus**, explains on Facebook that all viruses will move forward, even when looking to your neighbor – as in this picture. Video: <https://youtu.be/LV00dLUdK0k>

Missing logic. The picture speaks for itself.

Legend or Truth?

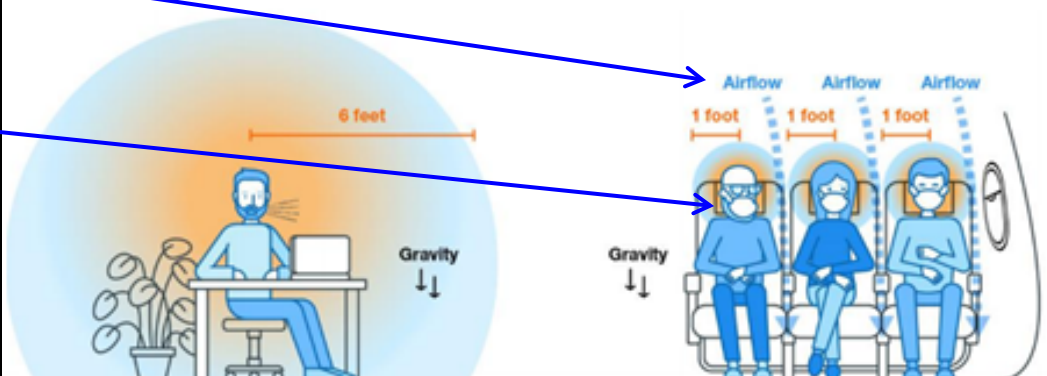
Industry Claim 6:

6 feet physical distancing minimum without a mask (CDC recommendation) **is equivalent to 1 foot distance onboard the aircraft** with a mask.

Scientific facts:

- **No airflow** that separates passengers.
- **No masks** are worn during extended periods (meals) during flight (especially in first class).

Physical distance in both worlds



<https://perma.cc/NE83-9GS9>

Potential exposure is very low

...even with ALL seats occupied

Based on the CDC* recommendation of 6 feet physical distancing minimum without a mask
= 1 foot distance onboard the aircraft with a mask

*CDC = Center for Disease Control

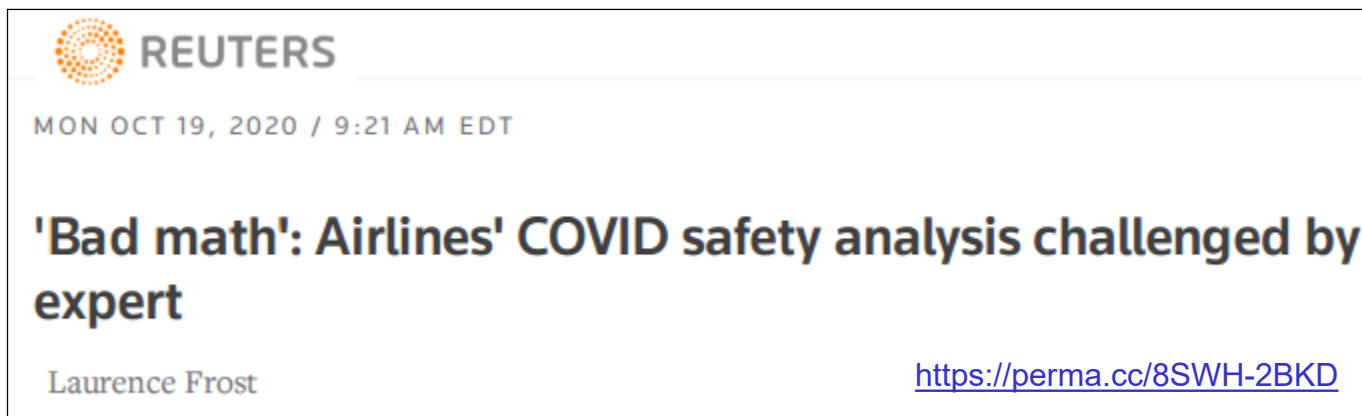
AIRBUS

Legend or Truth?

Industry Claim 7:

"But with just 44 published cases of potential inflight COVID-19 transmission among 1.2 billion travelers, the risk of **contracting the virus on board appears to be in the same category as being struck by lightning**," said **Alexandre de Juniac**, IATA's Director General and CEO up to 2020. (<https://perma.cc/S29W-VDNM>)

However, 44 cases is just based on 13 studies (IATA: <https://perma.cc/Y2VV-ZJEM>), but this number divided by all passengers in 2020 is ... **'Bad math'** says Dr. David Freedman, a U.S. infectious diseases specialist.



 **REUTERS**

MON OCT 19, 2020 / 9:21 AM EDT

'Bad math': Airlines' COVID safety analysis challenged by expert

Laurence Frost

<https://perma.cc/8SWH-2BKD>

Legend or Truth?

IATA Active on Facebook



International Air Transport Association (IATA) ✓
 Yesterday at 9:48 AM · 🌐

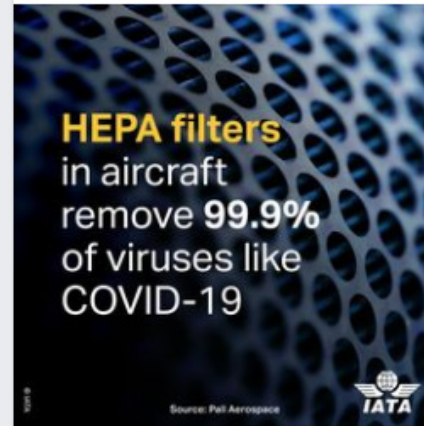
Air in an airplane ✈️ is cleaner than people think 🌿.

Here are 4 key reasons why 📌

#FlySafe #ReadyToFly

Facebook

21 September 2020



<https://perma.cc/686X-X9AZ?type=image>

👍❤️👏 706 42 Comments 1.3K Shares

Clean bill of health 99.9%

Efficiency of HEPA filters used by environmental control systems of airliners in removing viruses from cabin air

With Covid-19 the spread is mainly caused by breathing in air when close to an infected person who is exhaling small droplets that contain the virus. By design, modern airliners have the upper hand here, as they are equipped with environmental control systems (ECS) that exchange the entire volume of cabin air for clean outside air every two to three minutes.

The ECS also contains High Efficiency Particulate Air (HEPA) filters - which the makers say provide hospital-grade 99.9% filtration efficiency, and effectively remove viruses like Covid-19. Airbus has fitted such filters to all its aircraft manufactured since 1994.

The number of reports of on board transmission is low, based on the number of published cases globally, Powell says. "The risk has proved, as we thought, to be low compared to other indoor spaces. You would expect that with controlled airflow, highly efficient filtration, mask wearing and everyone facing the same way [in their seats]," he says. "This is actually the less difficult of the two main problems to solve."

A much harder problem is the issue of importation,

Legend or Truth?

IATA Does Not Give Up on the Topic

Flight International

September 2021



<https://perma.cc/64N4-JVEE>



Dr David Powell advises IATA and its members on Covid-19 measures

Internal: Cabin Ventilation Against the Corona Virus

Summary: Internal Emissions

- In the pandemic, aviation poses two dangers: 1.) The rapid, global spread of the virus and 2.) the mutual contamination of the densely packed passengers in the aircraft cabin, whose ventilation system cannot rule out infection.
- Since Corona, the ventilation technology of aircraft cabins has become a political issue.
- For financial reasons, flying is considered safe by the aviation industry even in Corona times.
- Reason is (as claimed) the aircraft cabin ventilation – better than anything else.
- The ventilation in passenger aircraft is explained incorrectly by industry!
- Here, the ventilation technology is explained: Requirements, basics, related aircraft systems, and ventilation theory.
- Right or wrong does matter!
- We need to adhere to moral principles.

See also: "Aviation Ethics – Growth, Gain, Greed, and Guilt", <https://doi.org/10.5281/zenodo.4068008>

Zero Emission – The New Credo in Civil Aviation

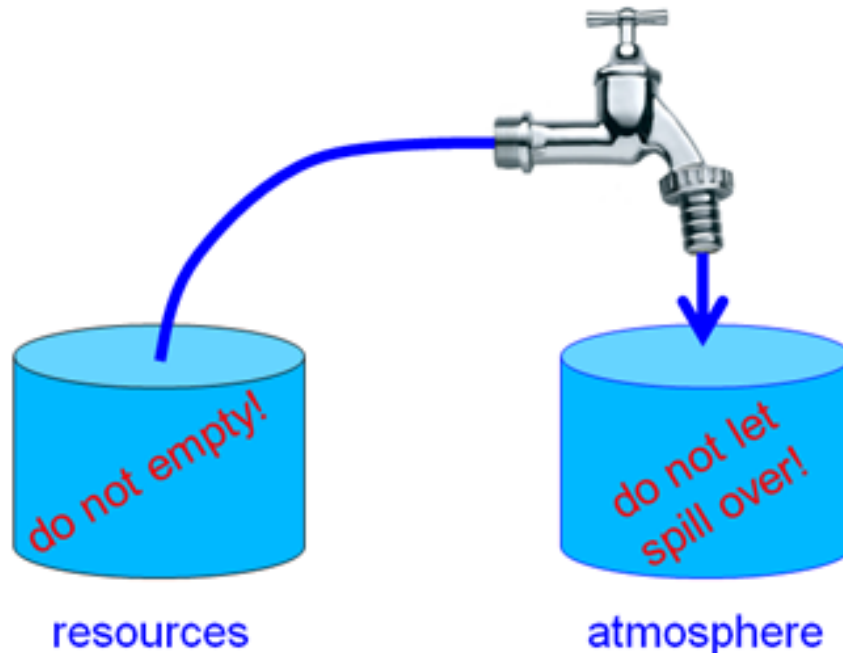
External Emissions: CO₂, NO_x, AIC

This is part draws from the HAW Report "Umweltschutz in der Luftfahrt" (Environmental Protection in Aviation).
For many more details see:

<https://nbn-resolving.org/urn:nbn:de:gbv:18302-aero2021-07-03.015>

External Emissions: CO₂, NO_x, AIC

Resources or Atmosphere – What is the Problem?



Two barrels symbolize:

- left: the **finite fossil energy reserves** and
- right: the **finite capacity of the atmosphere** to absorb.

It does not work to open the tap more each year.

It also does not work to set the tap at constant flow. It needs to be closed!

External Emissions: CO₂, NO_x, AIC

The Climate Disaster Will Come First – Climate Action Now!

- In **pre-industrial times**, the CO₂ concentration was **280 ppm**, in 2021 it was 420 ppm.
- With current CO₂ emissions, the CO₂ concentration **increases** by **≈ 3 ppm every year**.
- By **doubling from 280 ppm to 560 ppm**, the average **temperature will increase by ≈ 3 °C**.
- **Paris Agreement** of 2015: **Temperature rise** should ideally be **limited to 1.5 °C**.
- That would then be 420 ppm - so already in 2021!
- So, **we would have to reduce CO₂ emissions to zero today**.
- **At the 2-degree limit, we could get to 467 ppm** and there would be another 15 years with today's CO₂ emissions.
- **In practice, emissions could be reduced linearly from 100% today to 0% in 30 years (around 2050)**.
- However, if we were to use up all fossil energy reserves (coal will last for several hundred years), the CO₂ content of the atmosphere would rise to around 1600 ppm, which, according to simple calculations, would mean a temperature increase of 14 °C.
- This consideration makes it clear that an overflow of the right barrel (previous figure) will occur first and is therefore more critical.
- **The climate disaster comes before the end of fossil fuels.**

External Emissions: CO2, NOX, AIC

History of "Zero Emissions":

IATA 2007: **First in Proclaiming "Zero Emissions"** (Goals Not Active Anymore)

[Home](#) » [Pressroom](#) » [Press Releases](#) » IATA Calls for a Zero Emissions Future

No.: 21

Date: 4 June 2007



IATA Calls for a Zero Emissions Future

VANCOUVER - The International Air Transport Association (IATA) issued four challenges to drive the air transport industry towards its vision of zero emissions.

“The environmental track record of the industry is good: over the last four decades we have reduced noise by 75%, eliminated soot and improved fuel efficiency by 70%. And the billions being invested in new aircraft will make our fleet 25% more fuel efficient by 2020. This will limit the growth of our carbon footprint from today’s 2% to 3% in 2050” said Giovanni Bisignani, IATA Director General and CEO.

“But a growing carbon footprint is no longer politically acceptable—for any industry. Climate change will limit our future unless we change our approach from technical to strategic. Air transport must aim to become an industry that does not pollute—zero emissions” said Bisignani.

Archived at: <https://perma.cc/JSR2-JC79>

External Emissions: CO2, NOX, AIC

Zero Emission Initiatives / Reports

- **EASA, EEA, and EUROCONTROL** published the "European Aviation Environmental Report" (2019) on 2019-05-13. The report does not set a zero emission target, but is noteworthy in this respect.

<https://www.easa.europa.eu/eaer>

<https://doi.org/10.2822/309946>

- **CS3PG Stakeholder Group** is the commission's strategic planning group to deliver in a timely, open and transparent manner an aligned position from the European aviation stakeholders related to "Clean Aviation". For a 2050 horizon the goal is climate neutral aviation. A draft report "Clean Aviation" was published on 2020-06-25.

<https://www.clean-aviation.eu>

https://ec.europa.eu/info/sites/info/files/research_and_innovation/funding/documents/ec_rtd_he-partnerships-clean-aviation.pdf

Archived at: <https://perma.cc/C3BF-79MU>

External Emissions: CO₂, NO_x, AIC

Zero Emission Initiatives / Reports

- **EASA, EEA, and EUROCONTROL** published the "European Aviation Environmental Report" (2019) on 2019-05-13. The report does not set a zero emission target, but is noteworthy in this respect.

<https://www.easa.europa.eu/eaer>

<https://doi.org/10.2822/309946>

- **CS3PG Stakeholder Group** is the commission's strategic planning group to deliver in a timely, open and transparent manner an aligned position from the European aviation stakeholders related to "Clean Aviation". For a 2050 horizon the goal is climate neutral aviation. A draft report "Clean Aviation" was published on 2020-06-25.

<https://www.clean-aviation.eu>

https://ec.europa.eu/info/sites/info/files/research_and_innovation/funding/documents/ec_rtd_he-partnerships-clean-aviation.pdf

Archived at: <https://perma.cc/C3BF-79MU>

External Emissions: CO₂, NO_x, AIC

Zero Emission Initiatives / Reports

- **Airbus** announced on 2020-09-21 a new "Zero-Emission" hybrid-hydrogen passenger aircraft with estimated entry into service by 2035. Essentially, the idea is to burn liquid hydrogen in jet engines. This will avoid long-living CO₂ emission, but will produce more water in the exhaust. Airbus has not produced a report, but provides much information to the media.

<https://www.airbus.com/innovation/zero-emission/hydrogen/zeroe.html>

Archived at: <https://perma.cc/HJ6L-3HUB>

- **DLR and BDLI** in Germany delivered on 2020-10-14 the report "Zero Emission Aviation – Emissionsfreie Luftfahrt: White Paper der deutschen Luftfahrtforschung" (2020).

https://www.dlr.de/content/de/artikel/news/2020/04/20201014_deutschland-auf-kurs-zum-klimaneutralen-fliegen

<https://www.bdli.de/meldungen/deutschland-auf-kurs-zum-klimaneutralen-fliegen-dlr-und-bdli-uebergeben-white-paper-zero>

PDF archived at: <https://perma.cc/M5VN-HG3Z>

External Emissions: CO₂, NO_x, AIC

Zero Emission Initiatives / Reports

- Research institutions from 13 countries have joined forces on 2020-11-24 to form the **'Zero Emission Aviation' (ZEMA) Group**. A four-page document includes this statement: "As researchers, we aim for an aviation system which is free of negative impacts. We will do our utmost to protect our planet and communicate this to the public in order to achieve not only acceptance but strong support for aviation."

https://www.dlr.de/content/en/articles/news/2020/04/20201124_research-initiative-pioneers-sustainable-flight.html

<https://www.dlr.de/content/en/downloads/2020/statement-zero-emission-aviation.pdf>

Archive at: <https://perma.cc/54LM-JGKX>

- **Destination 2050: Europe's airlines, airports, aerospace manufacturers and air navigation service providers (A4E, ACI Europe, ASD, CANSO, ERA)** have laid out a joint long-term vision of reaching net zero CO₂ emissions. The report is called "Destination 2050 – A Route to Net Zero European Aviation" (2021).

<https://www.destination2050.eu>

Full report archived at: <https://perma.cc/7JBX-69RZ>

External Emissions: CO₂, NO_X, AIC

The Way towards Zero Emission

Based on some of the above documents, **Zero Emission can be achieved** only by a combination of these principles:

1. applying **new technologies** to increase efficiency, and:
2. applying **new fuels** and **new means of propulsion/flying** with no or less emissions, and:
3. applying the **carbon cycle** with biofuels or SAF, and:
4. **compensating** remaining emissions.

External Emissions: CO₂, NO_x, AIC

Problems with Zero Emission Measures

related to 1.: **Mathematical fact:** Adding measures with improved efficiency on top of each other does not lead to zero emissions. Example: If you take an aircraft that burns only 50% of the fuel on a magic ATM system that reduces the distance by 50% you do not get zero emission, but 25% emission of the reference.

Experience: The rebound effect teaches us that in the long run increased efficiency leads to a lower price, which leads to more demand, which leads to more emissions.

related to 2.: It is not so easy. Electricity does not just come from the socket. The energy production needs to be considered with a Life Cycle Analyses (LCA). Hydrogen combustion does not produce CO₂, but has non-CO₂ effects. Details next page.

related to 3.: A biofuel carbon cycle is not 100% efficient. It reduces CO₂ by about 50%.

related to 4.: Compensating emissions may not be sustainable. A new forest that is cut after 30 years is not a long term carbon sink. Compensation comes with philosophical questions. In addition, no one likes to pay for compensation.

External Emissions: CO₂, NO_x, AIC

Hydrogen Aircraft Emissions

- Hydrogen combustion has no CO₂ emissions.
- Hydrogen combustion has 2.58 times more water emissions than kerosene.
- This means, hydrogen combustion leads to contrails forming already at lower altitudes and hence contrails will be seen more often. A factor 1.2 is assumed.
- The method from Schwartz 2009 (next page) was applied and adapted.
- With the mentioned primary effects, aviation-induced cloudiness (AIC) with its line-shaped contrails and cirrus clouds would lead to an equivalent CO₂ mass 50% higher than for kerosene. Secondary effects also included reduce equivalent CO₂ mass by 50%.
- Hydrogen flame temperature is higher (without applying special technologies) and as such NO_x emissions would be higher. However, lean combustion leads to less NO_x.
- AIC can be reduced due to larger ice crystals because of absence of soot.

Results are calculated with an Excel table: <https://doi.org/10.7910/DVN/DLJUUK>. See next three pages.

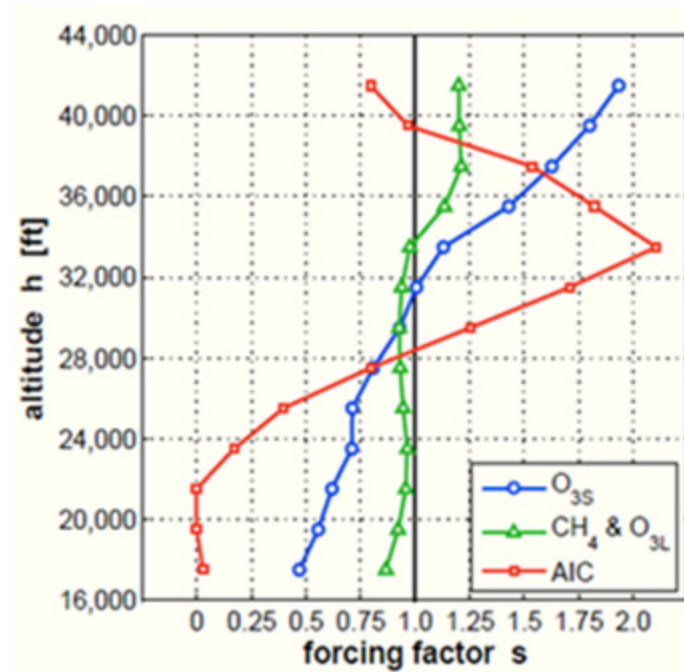
More background in presentation:

"Design of Hydrogen Passenger Aircraft - How much "Zero-Emission" is Possible?"

Available from: <https://doi.org/10.5281/zenodo.4301103>

External Emissions: CO₂, NO_x, AIC

Hydrogen Aircraft Emissions



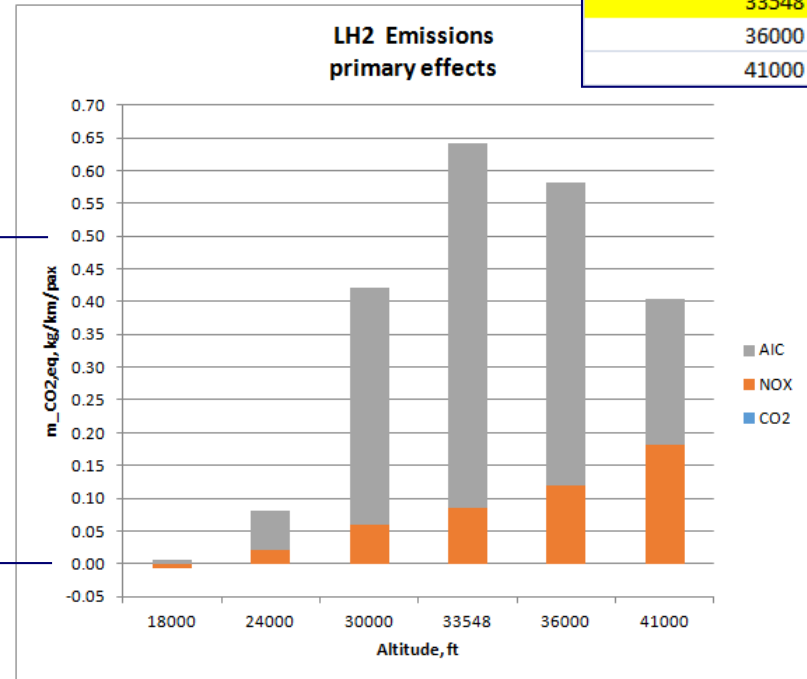
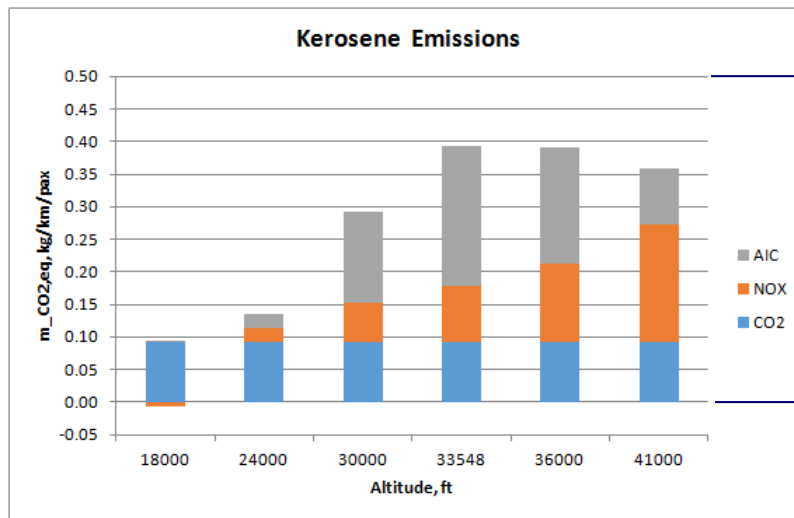
Forcing factors according to Schwartz 2009 and 2011
(see References on last page).

External Emissions: CO2, NOX, AIC

Hydrogen Aircraft Emissions – Primary Effects

Altitude [ft]	rel. to kero
18000	-1%
24000	59%
30000	144%
33548	163%
36000	149%
41000	112%

<https://doi.org/10.7910/DVN/DLJUUK>



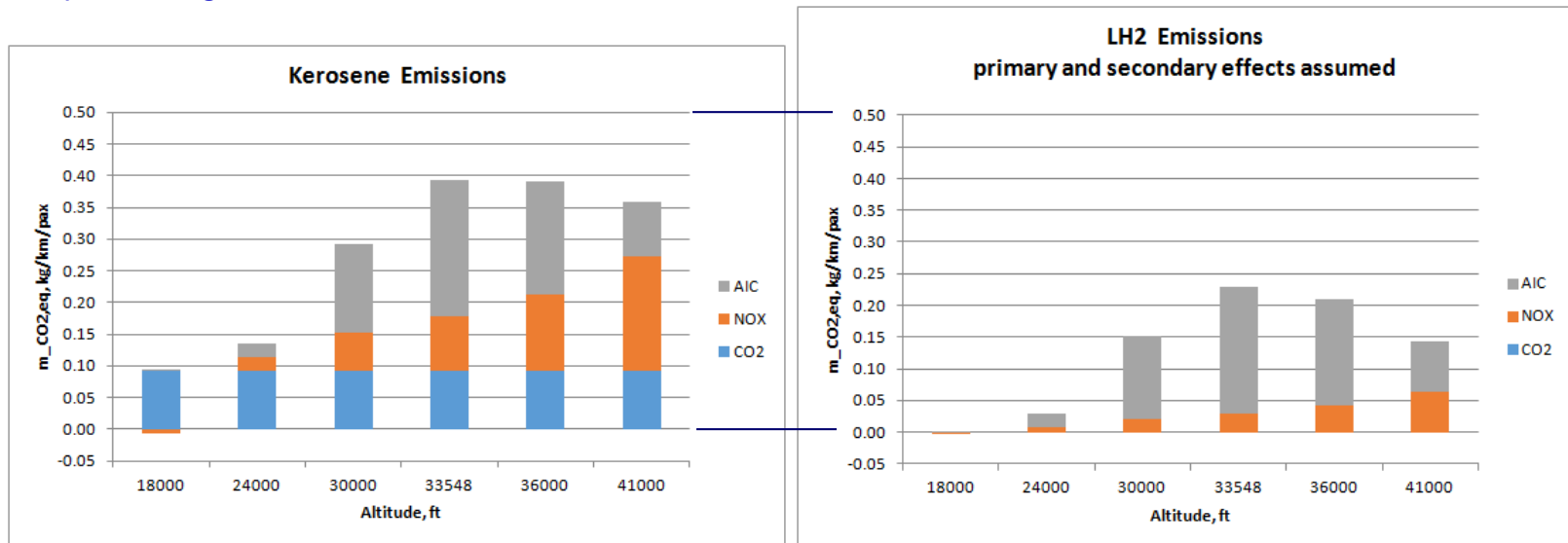
Equivalent CO2 mass calculated from a simple climate model adapted to hydrogen combustion. Only **primary effects** are considered (factor: 2.58). **Hydrogen emissions are about 50% higher than kerosene emissions in normal cruise altitude and medium latitude.**

External Emissions: CO2, NOX, AIC

Hydrogen Aircraft Emissions – Secondary Effects

Altitude [ft]	rel. to kero
18000	0%
24000	21%
30000	52%
33548	59%
36000	53%
41000	40%

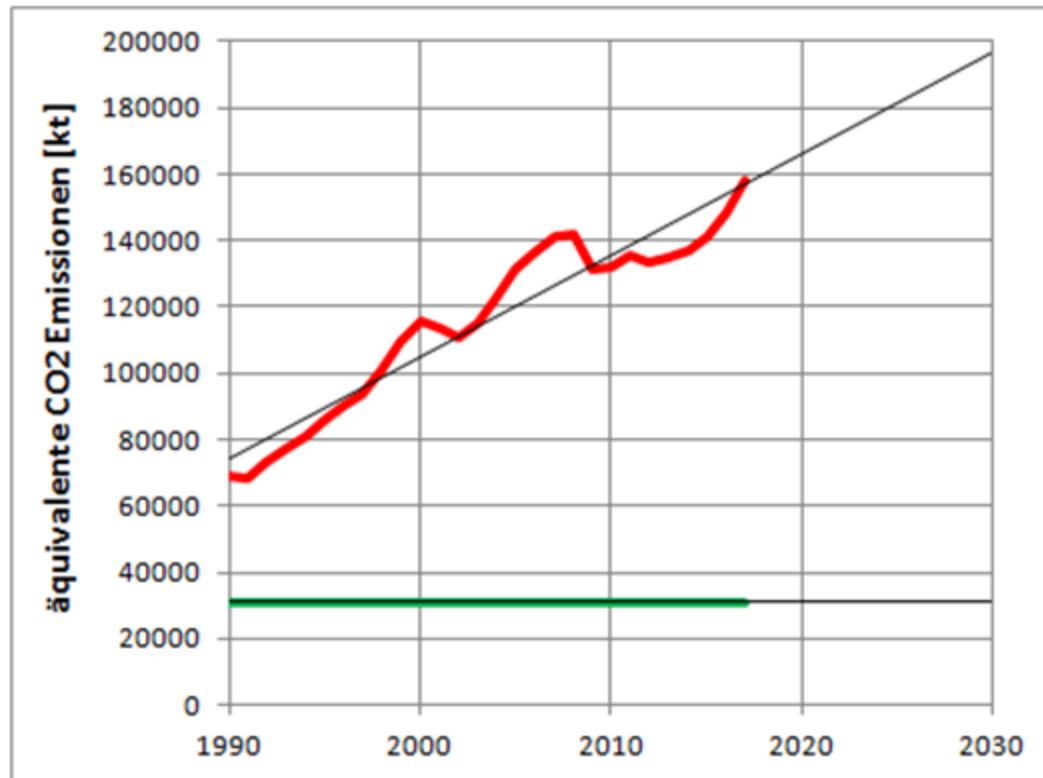
<https://doi.org/10.7910/DVN/DLJUUK>



Equivalent CO2 mass calculated from a simple climate model adapted to hydrogen combustion. Beneficial secondary effects (sphere model) are considered (factor: 0.929). Hydrogen emissions may be 50% lower than kerosene emissions in normal cruise altitude and medium latitude.

External Emissions: CO₂, NO_x, AIC

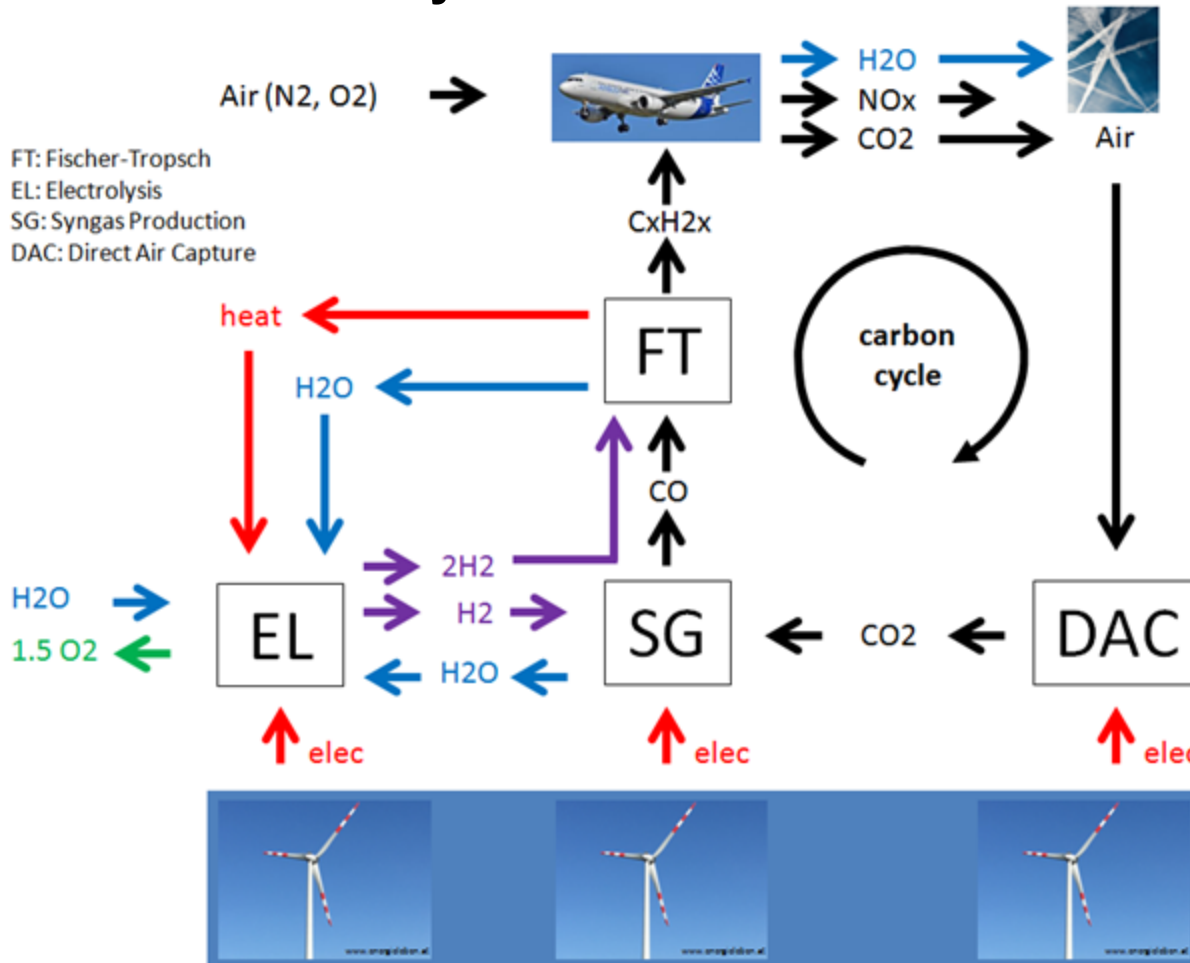
"Green Deal" (2050) and "Fit for 55" (2030)



The **equivalent CO₂ emissions** (in 1000 tonnes or kt) **of international aviation** in the EU are **rising continuously** (red line). According to the "Green Deal" of the EU, the to 45% of the 1990 value (by 2030) (green line). Diagram created with data from. EEA 2019 (<https://perma.cc/2EZ6-DQBN>)

External Emissions: CO₂, NO_x, AIC

The Carbon Cycle



- SAF need DAC (Direct Air Capture) to **compensate for CO₂** ("carbon cycle")
- In addition: SAF and BioFuel need **more DAC to compensate for the global warming effect** due to
 - NO_x and
 - H₂O (AIC)

Production of synthetic kerosene (e-fuel) with power-to-liquid (PtL). Taking CO₂ from the air (Direct Air Capture, DAC) enables a carbon cycle.

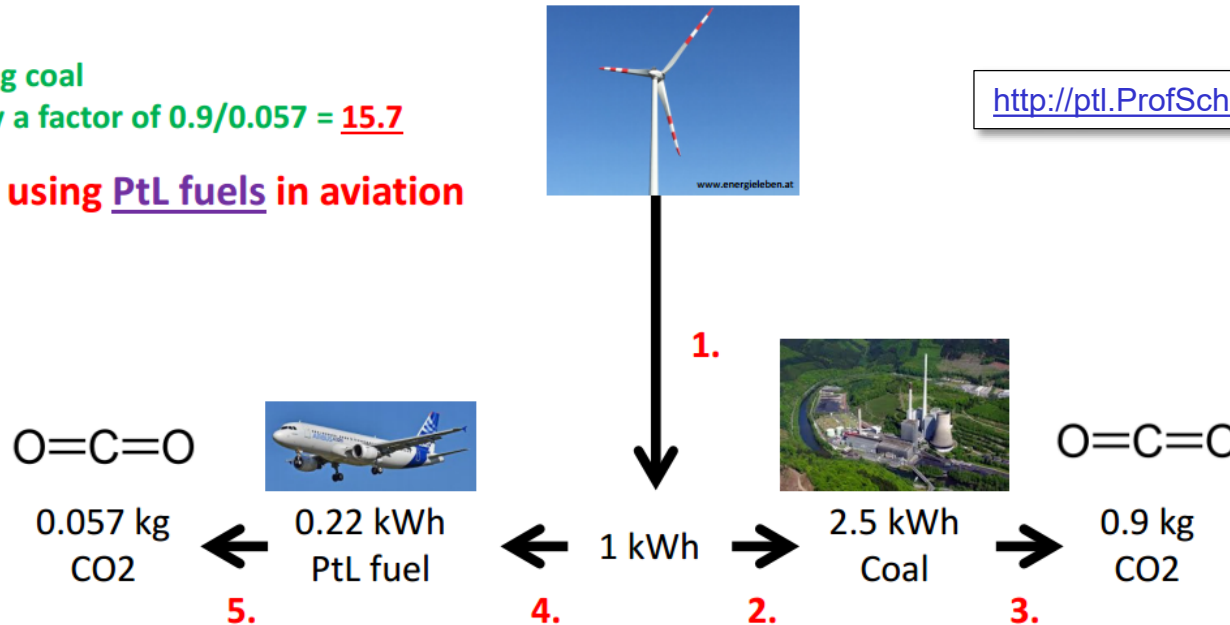
External Emissions: CO₂, NO_x, AIC

Best Use Renewable Energy to Replace Coal Power Plants

Substituting coal
is better by a factor of $0.9/0.057 = 15.7$

The idea using PtL fuels in aviation

<http://ptl.ProfScholz.de>



- 1.) 1 kWh of renewable energy ...
- 2.) ... can replace 2.5 kWh lignite in coal-fired power plants (efficiency 40%);
- 3.) This corresponds to 0.9 kg of CO₂ (0.36 kg of CO₂ for 1 kWh of energy from lignite *).
- 4.) ... converted into Sustainable Aviation Fuel (SAF) only 0.22 kWh remain (efficiency: 70% electrolysis, 32% Fischer-Tropsch), 99% transport; <https://perma.cc/BJJ6-5L74>
- 5.) which save only 0.057 kg of CO₂ (0.26 kg of CO₂ for 1 kWh of kerosene *).

* UBA, 2016: CO₂ Emission Factors for Fossil Fuels. <https://bit.ly/3r8avD1>

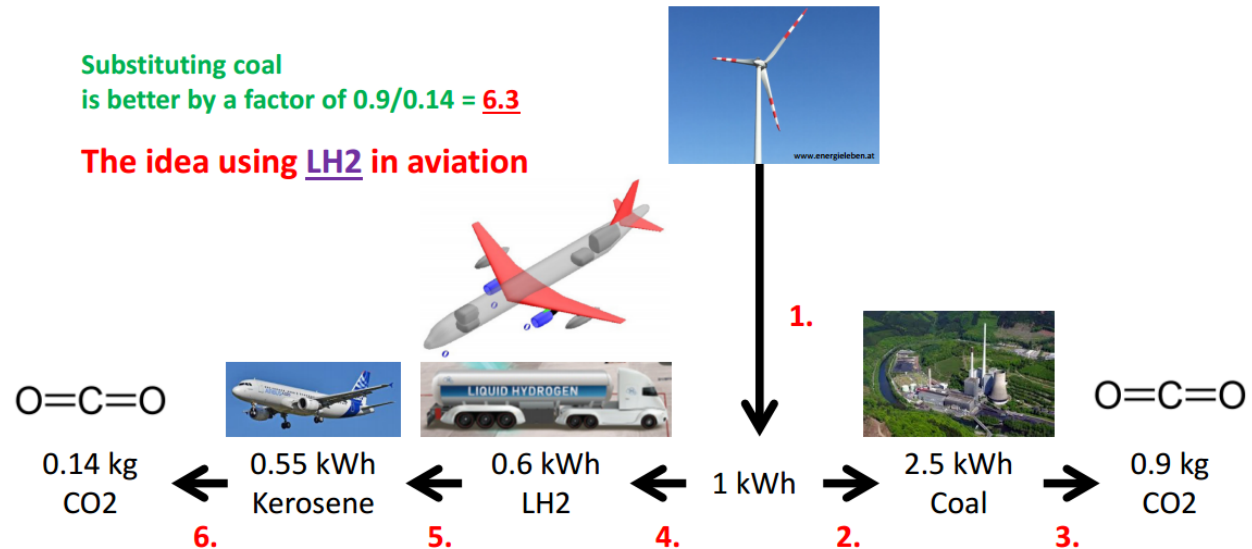
External Emissions: CO₂, NO_x, AIC

Best Use Renewable Energy to Replace Coal Power Plants

Substituting coal
is better by a factor of $0.9/0.14 = 6.3$

The idea using LH₂ in aviation

<http://ptl.ProfScholz.de>



- 1.) 1 kWh of renewable energy ...
- 2.) ... can substitute 2,5 kWh of coal (lignite, brown coal) in a coal power plant (efficiency of a coal power plant: 40%) this is
- 3.) ... equivalent to 0.9 kg CO₂ (0.36 kg CO₂ for 1 kWh of energy burning lignite*)
- 4.) ... but if used in an aircraft it generates LH₂ with energy of 0.6 kWh (efficiencies: 70% electrolysis, 83% liquefaction & transport)
- 5.) LH₂ aircraft consume (say) 10% more energy (higher operating empty mass, more wetted area); so a kerosene aircraft needs ...
- 6.) only 0.55 kWh, which can be substituted. This is equivalent to 0.14 kg CO₂ (0.26 kg CO₂ for 1 kWh of energy burning kerosene*).
- 7.) Note: Not considered is that hydrogen aircraft may come with higher non-CO₂ effects than kerosene aircraft.

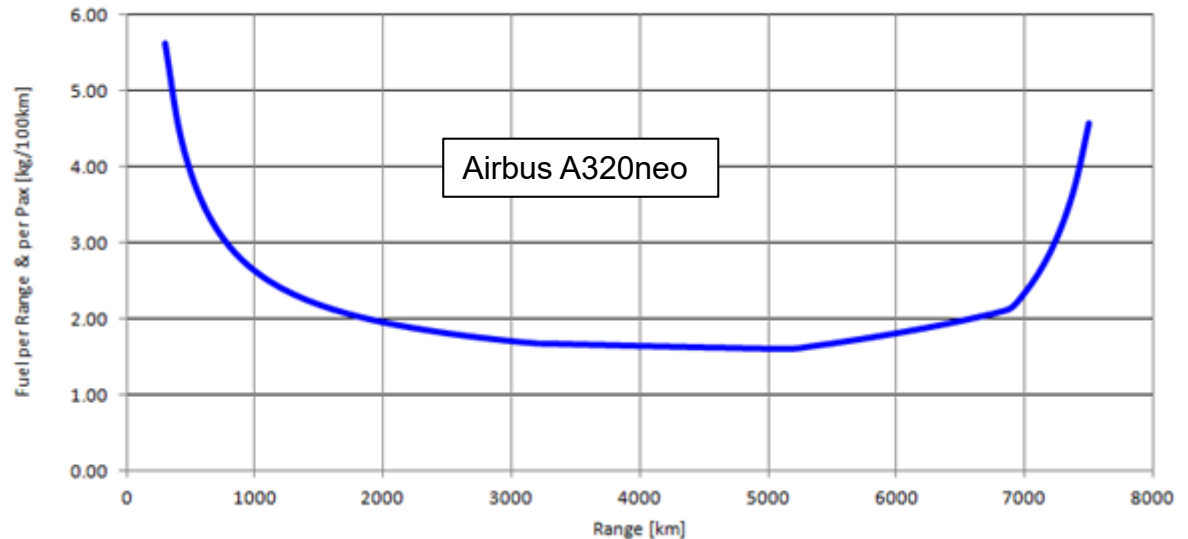
* UBA, 2016. CO₂ Emission Factors for Fossil Fuels. Available from: <https://bit.ly/3r8avD1>

External Emissions: CO2, NOX, AIC

Aircraft Fuel Consumption – Short Range Not Efficient

Use the Train!

- **Train is about 3 times more energy-efficient** (certainly on short range)
- **Train uses 50% Eco Electricity Mix (factor 2)**
- **Aircraft Factor 3, because in addition non-CO2 effects from:**
 - NOX and
 - H2O (AIC)
- **3*2*3: aircraft is 18 times worse**



Simple Calculation of Aircraft Fuel Consumption with Public Data:

See details: <https://bit.ly/3mWHo6c>

$$Fuel\ Consumption = (MTOW - MZFW) / (R \cdot Seats) \cdot 100$$

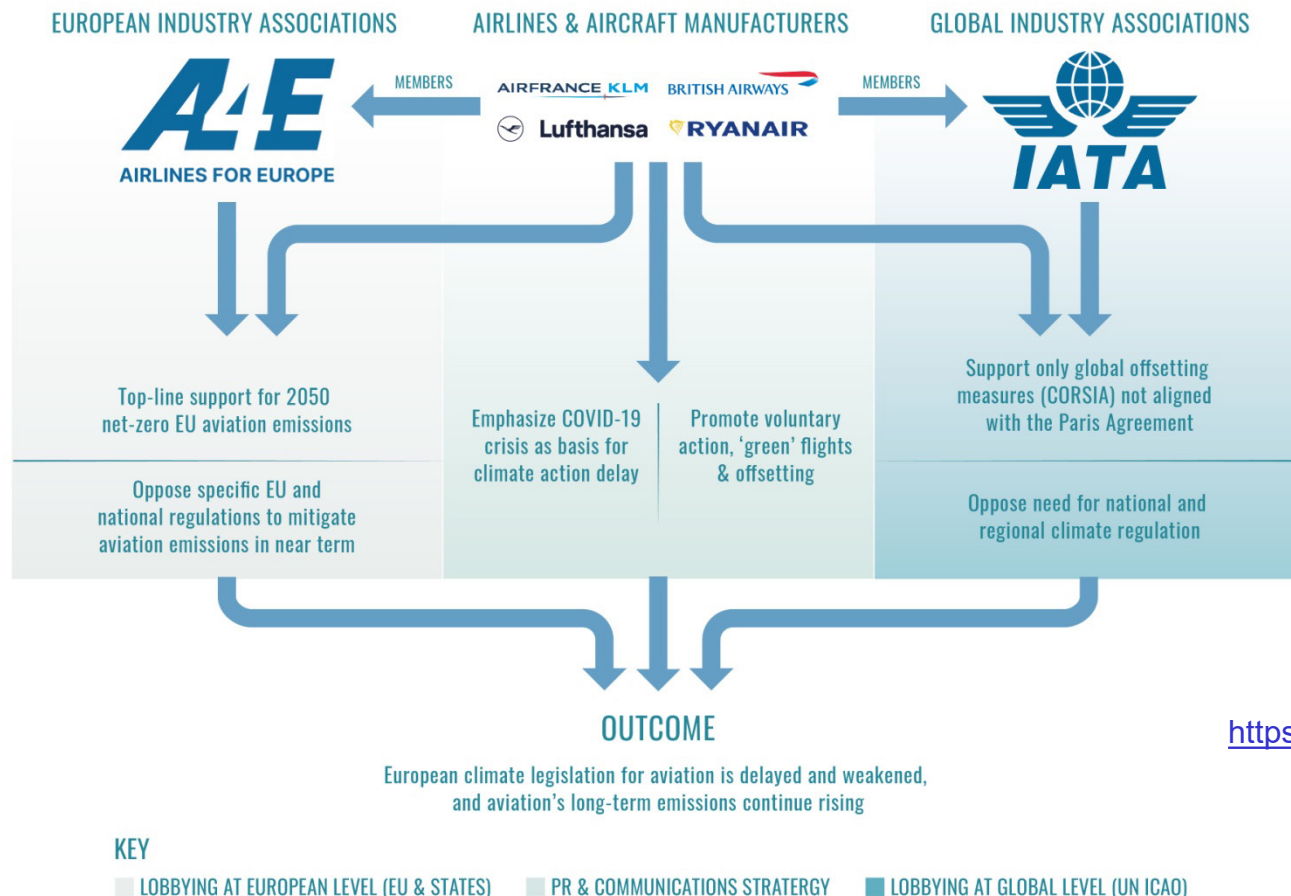
R: Range at maximum payload, from payload range diagram (Document for Airport Planning).

Example calculation with Airbus A320neo:

$$2.2\ kg\ per\ 100\ km\ per\ seat = (73500\ kg - 62800\ kg) / (3180\ km \cdot 150) \cdot 100$$

External Emissions: CO2, NOX, AIC

Industry Strategy – Presented by InfluenceMap, 2021, June



<https://perma.cc/82VC-KEBR>

External Emissions: CO₂, NO_x, AIC

Airbus – Past Technology Timeline



1995-08-30

DASA plans to fly Dornier 328 with hydrogen power in 1998

<https://perma.cc/RF4R-LS8R>

... but nothing happend!

External Emissions: CO2, NOX, AIC

Technology Timeline – Airbus' EU Briefing, 2021-02-09

A hydrogen replacement of the A320 will NOT come before 2050!

Indicative overview of where CO₂ measures could be deployed globally

	2020	2025	2030	2035	2040	2045	2050	
Commuter » 9-50 seats » <60 minute flights » <1% of industry CO ₂	SAF	Electric and/or SAF	Electric and/or SAF	Electric and/or SAF	Electric and/or SAF	Electric and/or SAF	Electric and/or SAF	~27% of CO ₂ emissions
Regional » 50-100 seats » 30-90 minute flights » ~3% of industry CO ₂	SAF	SAF	Electric or hydrogen fuel cell and/or SAF	Electric or hydrogen fuel cell and/or SAF	Electric or hydrogen fuel cell and/or SAF	Electric or hydrogen fuel cell and/or SAF	Electric or hydrogen fuel cell and/or SAF	
Short-haul » 100-150 seats » 45-120 minute flights » ~24% of industry CO ₂	SAF	SAF	SAF	SAF	Electric, hydrogen combustion and/or SAF	Electric, hydrogen combustion and/or SAF	Electric, hydrogen combustion and/or SAF	
Medium-haul » 100-250 seats » 60-150 minute flights » ~43% of industry CO ₂	SAF	SAF	SAF	SAF	SAF	SAF	SAF potentially some Hydrogen	~73% of CO ₂
Long-haul » 250+ seats » 150 minute + flights » ~30% of industry CO ₂	SAF	SAF	SAF	SAF	SAF	SAF	SAF	

www.airbus.com AIRBUS

<https://perma.cc/2G6J-76DA>

External Emissions: CO2, NOX, AIC

The New Credo: "Nirvana of Zero Emission"



Source: GE Aviation

In Indian religions (Buddhism, Hinduism, Jainism, and Sikhism) "**Nirvana**" it the state of perfect quietude, freedom, highest happiness as well as the liberation from attachment and worldly suffering. (Wikipedia)



2021-05-24

But Slattery believes that "collectively the industry will get there", and sees SAF as a "stepping stone" to the development of hydrogen power and the "nirvana of zero-carbon flight".

<https://perma.cc/E2YR-HBNW>

External Emissions: CO₂, NO_x, AIC

Growth in Aviation Has to Stop! – The Earth Is Finite

Let us trust in a change in values in society. It is already underway. **More locality, more modesty and deceleration.** The automatic consequence: **Flying less.** There will be pioneers and also people standing on the brake, but the rethinking will come with increasing evidence of climate change, its consequences and causalities. Sweden made the start and the younger generation with Fridays for Future. The term "flight shame" has established itself. The change in values will, however, be borne more by a **self-confident understanding of the circumstances** than by our conscience, which generates a feeling of shame. Traveling to distant countries will no longer automatically elicit recognition, explains Prof. Nawrocki (2021, <https://perma.cc/7S7A-HVP2>), lecturer in "Regenerative Energy Systems" and "Post-Growth Economics". "A lot of CO₂ - a lot of honor" was yesterday. Instead, it will soon be good behavior to include a brief explanation of the need to travel and the efforts to minimize CO₂ in a travel report. It is to be hoped that politics and public authorities will contribute to the **dissemination of objective information on the subject of flying.** Notes such as those from Transport Minister Andreas Scheuer: "I also warn against promoting flight shame" (FAZ 2019, <https://perma.cc/TS4W-MNRA>) are not very helpful and only serve the interests of the profit oriented aviation industry.

External Emissions: CO₂, NO_x, AIC

Summary: External Emissions

- The climate disaster will come before resource depletion.
- For this reason we saw (at least) **6 Zero Emission Initiatives / Reports in two years**.
- The way towards Zero Emission has 4 **principles: technology, fuels, carbon cycle, and compensation**, but there are problems with these Zero Emission measures; neither one works on its own.
- So far aviation growth more than compensated any technological and operational efforts to save CO₂.
- **Burning hydrogen, continues to produce emissions.**
- **Burning SAF is no different (tank to wake) from kerosene fuel.** The difference comes from the carbon cycle and that depends on **Direct Air Capture (DAC)**. CO₂ must not be shifted from one sector to the other (using point sources).
- In addition, also the **non-CO₂ effects** from SAF and LH₂ **need to be compensated by extra captured CO₂**. If this is not done, aviation will continue to contribute to global warming.

External Emissions: CO₂, NO_x, AIC

Summary: External Emissions

- Goals are good, but they also need to be looked at realistically:
 - It seems too late to reach the 1.5 °C limit
 - "Fit for 55" is necessary, but aviation with its enormous growth since 1990 has no chance to come anywhere close to this goal.
- The earth is limited. Hence also renewable energy is limited. Aircraft fed with SAF need 3 to 5 times the amount of energy due to the upstream chain of inefficiencies.
- Saving CO₂ in a limited world needs to get rid of coal power plants first.
- Therefore, aviation needs to be responsible itself for its energy supply (e.g. from Africa)
- Aircraft fly efficiently over an average range (average related to their design range).
- Aircraft consume per passenger and distance twice or more on short range.
- Trains use up to 50% renewable energy over the grid (in Germany), aircraft do not.
- Aircraft face a factor of about three due to non-CO₂ effects.
- Together the global warming effect of aircraft may be 18 times that of trains.
- As such, support of the train system is more than justified.

External Emissions: CO₂, NO_x, AIC

Summary: External Emissions

- InfluenceMap studied industry statements and found that **A4A and IATA seem to support zero emission goals, but lobby against government regulations** at the same time.
- As a consequence **European climate legislation got severely delayed and weakened**.
- In consequence aviations emissions continued to rise.
- Airbus is known for cancelling research aircraft projects (LH2 Do328, E-Fan X, ...).
- Only one year after its announcement, **it seems, the milestone 2035 for a "ZEROe" aircraft is pushed already to 2050**. Do not believe in Airbus announcements!
- No engineer with clear thinking will believe in "zero emission", no matter how urgent the earth needs it.
- As such, any "zero emission" goals or claims by aviation industry bodies should be regarded with utmost skepticism.

External Emissions: CO₂, NO_x, AIC

Summary: External Emissions

- Pursuing a realistic and clear goal from the start may give better results in the end compared to lofty goals, unsubstantiated in science and engineering.
- The earth is finite and we have to accept that as our first assumption. This means: **Flying needs to be reduced!**
- Engineering got the earth into the climate problem and needs to help to get it out again.
- Just to "believe" in "zero emission" and in a perfect aircraft, providing highest happiness in flight, and liberation from all environmental evil would be comparable with Nirvana or Eternal Live, which may never come.
- **Zero Emission - The New Credo in Aviation?**
- Much looks like it, but it is not the answer. **Stop dreaming and believing. Get things done, even if it takes more than government's money.**

Zero Emission – The New Credo in Civil Aviation

Dichotomy and Similarity of Internal and External Emissions

- A **dichotomy** "internal" / "external" is well known in aviation in "internal aircraft noise" (cabin noise) and "external aircraft noise" (at airports). Similarly, it works with "emissions".
- Internal Emissions (the corona virus) is a fundamental threat to aviation in the same way as External Emissions (CO₂, NO_x, AIC).
- **Both types of emissions (internal & external) did or may result in legislation limiting aviation severely** (and as such turnover and profits).
- **Aviation organizations** have reacted in the same way to both threats: 1.) **Deny the truth**, 2.) **Pretend to cooperate**, 3.) **Lobby against regulations** (at best before they are put in place).
- **The public gets ill informed**, because their opinion (and potential votes) influences governmental decision makers.

- First action against such brain washing campaigns is 1.) to **expose the strategy** and 2.) to **set the record straight**.

- *In this respect, I hope to have done my share.*

Zero Emission – The New Credo in Civil Aviation

Contact

info@ProfScholz.de

Quote this document:

SCHOLZ, Dieter, 2021. *Zero Emission – The New Credo in Civil Aviation*.

German Aerospace Congress 2021, Online, 30.08. – 02.09.2021.

Available from: <https://doi.org/10.5281/zenodo.5919013>

© Copyright by Author, CC BY-NC-SA, <https://creativecommons.org/licenses/by-nc-sa/4.0>



Zero Emission – The New Credo in Civil Aviation

Background & Further Reading

Part 1 of this presentation "**Internal Emissions**" is based on:

<http://corona.ProfScholz.de>

Aircraft Cabin Ventilation in the Corona Pandemic – Legend and Truth

<https://doi.org/10.5281/zenodo.5356568>

Part 2 of this presentation "**External Emissions**" draws from:

HAW-Bericht: Umweltschutz in der Luftfahrt

<https://purl.org/aero/RR2021-07-03> (directly to PDF)

<https://doi.org/10.48441/4427.225> (landing page)

External Emissions: CO₂, NO_x, AIC

References: Climate Modeling for Aircraft Design

SCHWARTZ, Emily, KROO, Ilan M., 2009. Aircraft Design: Trading Cost and Climate Impact. 47th AIAA Aerospace Sciences Meeting including The New Horizons Forum and Aerospace Exposition, 05.01.-08.01.2009, Orlando, Florida, AIAA 2009, No.1261. Available from: <https://doi.org/10.2514/6.2009-1261>.

SCHWARTZ DALLARA, Emily, 2011. Aircraft Design for Reduced Climate Impact. Dissertation. Stanford University. Available from: <http://purl.stanford.edu/yf499mg3300> – Forcing Factor s(h) based on: KÖHLER 2008 and RÄDEL 2008.

KÖHLER, Marcus O., RÄDEL, Gaby, DESSENS, Olivier, SHINE, Keith P., ROGERS, Helen L., WILD, Oliver, PYLE, John A., 2008. Impact of Perturbations to Nitrogen Oxide Emissions From Global Aviation. In: Journal of Geophysical Research, 113. Available from: <https://doi.org/10.1029/2007JD009140>.

RÄDEL, Gaby, SHINE, Keith P., 2008. Radiative Forcing by Persistent Contrails and Its Dependence on Cruise Altitudes. In: Journal of Geophysical Research, 113. Available from: <https://doi.org/10.1029/2007JD009117>.