

AIRCRAFT DESIGN AND SYSTEMS GROUP (AERO)

Agence Nationale de Sécurité Sanitaire (ANSES) –  
Hearing on the Operation of Air Conditioning in  
Aircraft Cabins and the Associated Air Quality

Dieter Scholz

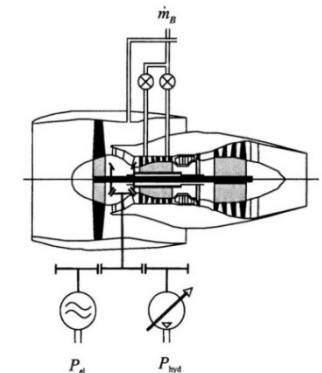
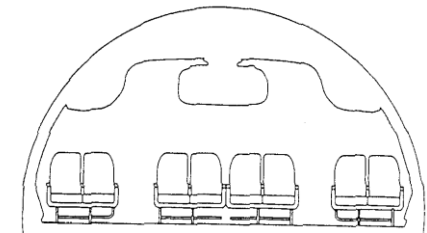
Hamburg University of Applied Sciences

<https://doi.org/10.5281/zenodo.5083057>

<https://doi.org/10.48441/4427.411>

ANSES

Online, 08 July 2021



## Air Conditioning in Aircraft Cabins and the Associated Air Quality

### Abstract

Passenger aircraft occasionally encounter a Cabin Air Contamination Event (CACE). When these events make themselves known with a distinct smell they are called Smell Events. When they are evident even by smoke (and smell), they are called Fume Events. The objectionable classical cabin air contamination from "bleed", "engine oil", "hydraulic fluid", and "deicing" accounts together for roughly 1/3 of the events. Oil has left traces on its way from the engine to the cabin interior: In bleed air ducts, air conditioning ducts, in recirculation filters, on cabin surfaces (wall panels, seats ...). Hydro carbon concentrations in the cabin can be calculated and agree with measurements. SAE has highlighted the risk of obtaining contaminated air from the engine compressor. It may preclude its use for transport aircraft, regardless of other good reasons. Nevertheless, aviation organizations like IATA claim that "Cabin air is as clean as a hospital operating theatre". Cabin air ventilation in passenger aircraft is done with outside air. At cruise altitude, ambient pressure is below cabin pressure. Hence, the outside air needs to be compressed before it is delivered into the cabin. The most economic system principle simply uses the air that is compressed in the engine compressor anyway and taps some of it off as "bleed air". The engine shaft is supported by lubricated bearings. They are sealed against the air in the compressor usually with labyrinth seals. Unfortunately, the jet engine seals leak oil by design in small quantities. The oil leaking into the compressor contains toxic additives. Furthermore, the oil includes toxic metal nanoparticles – normal debris from the engine. An alternative source for the compressed air is the Auxiliary Power Unit (APU). Like the aircraft's jet engine, it is a gas turbine, built much in the same way when it comes to bearings and seals. For this reason, also compressed air from the APU is potentially contaminated in much the same way. Compressed air from the engine is also used to pressurize the potable water. It has been observed that the potable water on board can also be contaminated. Fan air and bleed air ducts at the interface between engine and wing carry outside compressed air. The inside of the ducts shows differences. The brown stain in the bleed air duct appears to be engine oil residue. In comparison, the fan air duct is clean. This shows that oil leaves the compressor bearings. Ducting further downstream shows a black dry cover. The reason for the change in color seems to result from the different air temperatures: 400 °C at engine outlet and 200 °C further downstream behind the precooler. The water extractor is a part of the air conditioning pack. The inlet of the water extractor is covered with black oily residue, because the temperature is even lower at this point. The air conditioning air distribution ducts in the cabin are black inside from contaminated bleed air. New ducts are clean. Air ducts are even clean inside at the end of the aircraft's life, in areas where they are used such that no bleed air flows through them. Flow limiters have been found in ducts of the air conditioning system that are clogged from engine oil. Also riser ducts feeding the cabin air outlets are black inside from engine oil residue.

## Air Conditioning in Aircraft Cabins and the Associated Air Quality

Cleaning on top of the overhead bins brings to light dirt that is clearly more than dust. The black residue known from the ducts settles also on the bin surface. Deicing fluid and hydraulic fluid can find their way into the air conditioning system via the APU air intake. A fence and a deflector around the air intake cannot fully prevent contaminants from entering the APU. Traces of contamination tend to be visible on the lower part of the fuselage. Contaminants are carried by the air flow in flight, from the landing gear bay to the APU inlet. Hydraulic systems are never leak free. A hydraulic seal drain system tries to collect hydraulic fluid leaving the system with partial success. It is impossible to catch all leaking hydraulic fluid. If the containers of the seal drain system are not emptied they spill over. In old aircraft, surfaces in the landing gear bay are covered with a layer of hydraulic fluid. Dirt accumulates on the sticky surface. The hydraulic fluid is not confined to the inside of hydraulic bays, but continues its journey on the lower side of the fuselage towards the APU. Deicing fluid if applied in the winter to the aircraft and can leak from the tail into the APU inlet. Fuel and oil also leak down onto the airport surfaces. These fluids can be ingested by the engine from the ground and can enter the air conditioning system from there. Entropy is the law of nature that states that disorder always increases. This is the reason, why it is impossible to confine engine oil and hydraulic fluids to their (predominantly) closed aircraft systems. This is why engine oil with metal nanoparticles hydraulic fluids, and deicing fluids eventually go everywhere and finally into the human body. Filtration can help to avoid cabin air contamination. HEPA filters are in use with most passenger aircraft that work with recirculated air. Only HEPA carbon filters can also filter some of the Volatile Organic Compounds (VOCs). They are available for only some aircraft types and only lead to about 40% reduction of the concentration of VOCs in the cabin. Necessary would be to filter the incoming air from the engine compressor. Filter manufacturer Pall has worked on such a total air filtration option for the Airbus A320 for several years, but is so far not able to offer the new system. For this reason, we are left with a situation, where engines are longer and longer on the wing without the chance to replace engine seals that get worn out more the longer the engine is operated. This leads to an increasing number of CACEs. Airbus duct cleaning maintenance procedures after a CACE are ineffective. Aircraft released back into service over night after an (oil based) CACE are not cleaned as instructed by Airbus, because ducts cannot be removed from behind the panels in this short time, the inside of ducts is not accessible, and most of the deposit are firmly attached to the surface and cannot be removed. This situation leaves the passengers in a situation for which the degree of contamination is unknown but real. Strictly, the amount of oil in the cabin cannot be determined from the oil consumption of the engine. For legal benefit of the aviation industry, sensors are missing on board and deprive passengers and crew from data that could be used in court.

## Air Conditioning in Aircraft Cabins and the Associated Air Quality

### Contents

- Introduction
- Air Conditioning System
- Jet Engine Technology
- Metal Particles
- Distribution of Engine Oil with Metal Nanoparticles
- Distribution of Hydraulic and Deicing Fluid
- Distribution of Fluids via the Airport Surface
- More Contamination
- Filtration Systems
- Maintenance
- Entropy – Distribution by Law of Nature
- Contact
- References

# Introduction

## Introduction

### **Definition: Fume Event**

In a fume event, the cabin and/or cockpit of an aircraft is filled with **fume**. Air contamination is due to fluids such as engine oil, hydraulic fluid or anti-icing fluid. A Fume Event includes a Smell Event. Note: Other reasons for fume in the cabin are possible. The term "fume event", however, is generally used as defined here. Definition adapted from (Wikipedia 2019)

### **Definition: Smell Event**

A fume event without visible fume or smoke, but with a distinct **smell** usually described as "dirty socks" from the butyric acid originating from a decomposition of the esters that are the base stock of the synthetic jet engine oil.

### **Definition: Cabin Air Contamination Event (CACE)**

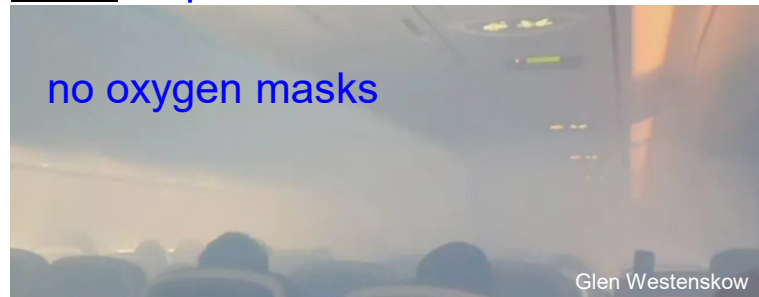
In a Cabin Air Contamination Event (CACE) the air in the cabin and/or cockpit of an aircraft is contaminated. Sensation of the contamination can be from **vision** (fume/smoke), **olfaction** (smell/odor), a combination of typical **symptoms** experienced by several passengers and/or or crew or by related **measurements** of CO, CO<sub>2</sub>, ozon or other "harmful or hazardous concentrations of gases or vapours" (CS-25.831).

## Introduction

# 2019-08-22: Hawaiian Airlines, A321neo Emergency Landing and Evacuation; Smoke on Board


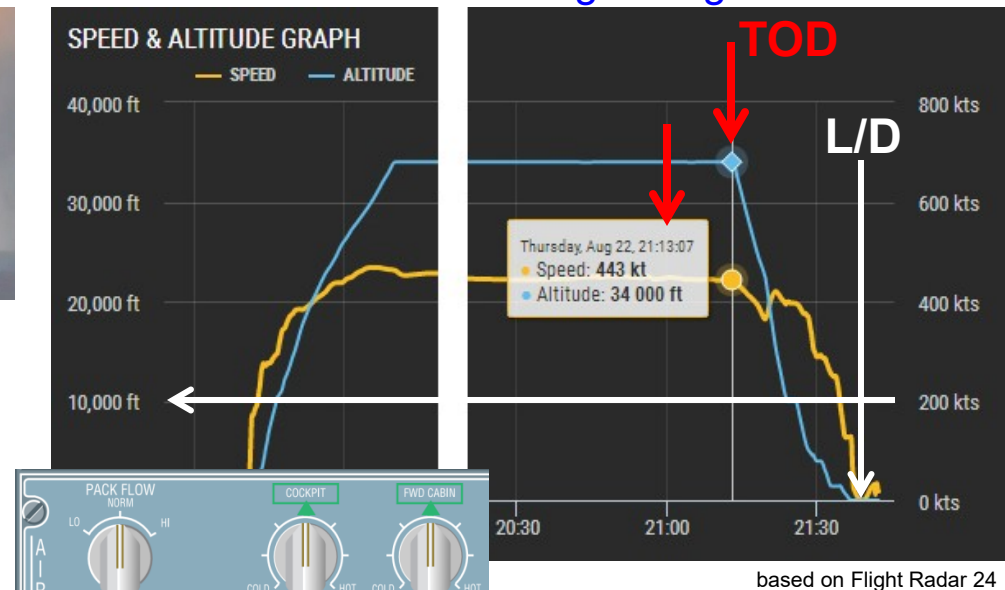
Oakland to Honolulu, Flight HA47, A321neo, N218HA ()

21:13: Top of Descent: Smoke starts to fill cabin i.e. when thrust setting changed.



21:16: Pilots received a fire warning from the cargo compartment and declared an in-flight emergency.

21:36: Landing. After landing there was "no visible evidence of fire, no visible flames" said Snook. "We have since determined that a seal failed in the aircraft's left engine" said Da Silva.



Direct (emergency) venting with ram air (independently of bleed air) is possible below 10000 ft, but was not used.

## Introduction

# Cabin Air Contamination Event Due to Engine Oil After Technical Fault



Top:2019-08-22, Hawaiian Airlines HA47, A321neo.

Bottom: 2019-08-05, British Airways BA-422, Airbus A321 (<https://youtu.be/tFsN0h09gAI>).



## Introduction

# Cabin Air Contamination Event Due to Engine Oil After Technical Fault

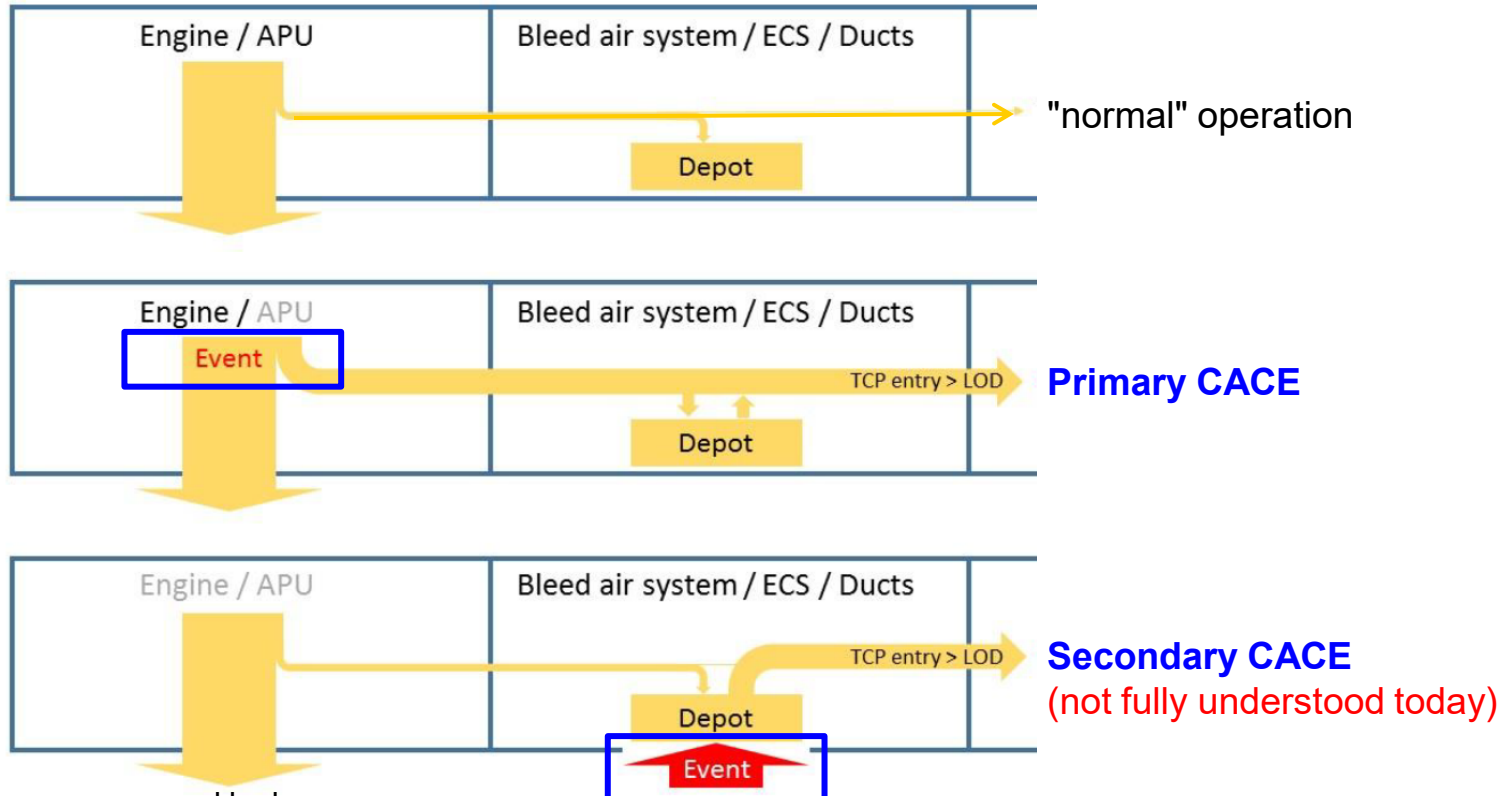


Top: 2010-09-17, US Airways US-432, Boeing 757-200 (<https://youtu.be/AZqeA32Em2s>).

Bottom: 2018-12-10, Indigo flight 6E-237, Airbus A320neo ([https://youtu.be/TO\\_FZ3L4yus](https://youtu.be/TO_FZ3L4yus)).

## Introduction

# Primary and Secondary Cabin Air Contamination Events (CACE)



### Event Mechanism:

- normal leakage
- seal failure
- neg.  $\Delta p$  in bearing chamber
- transients

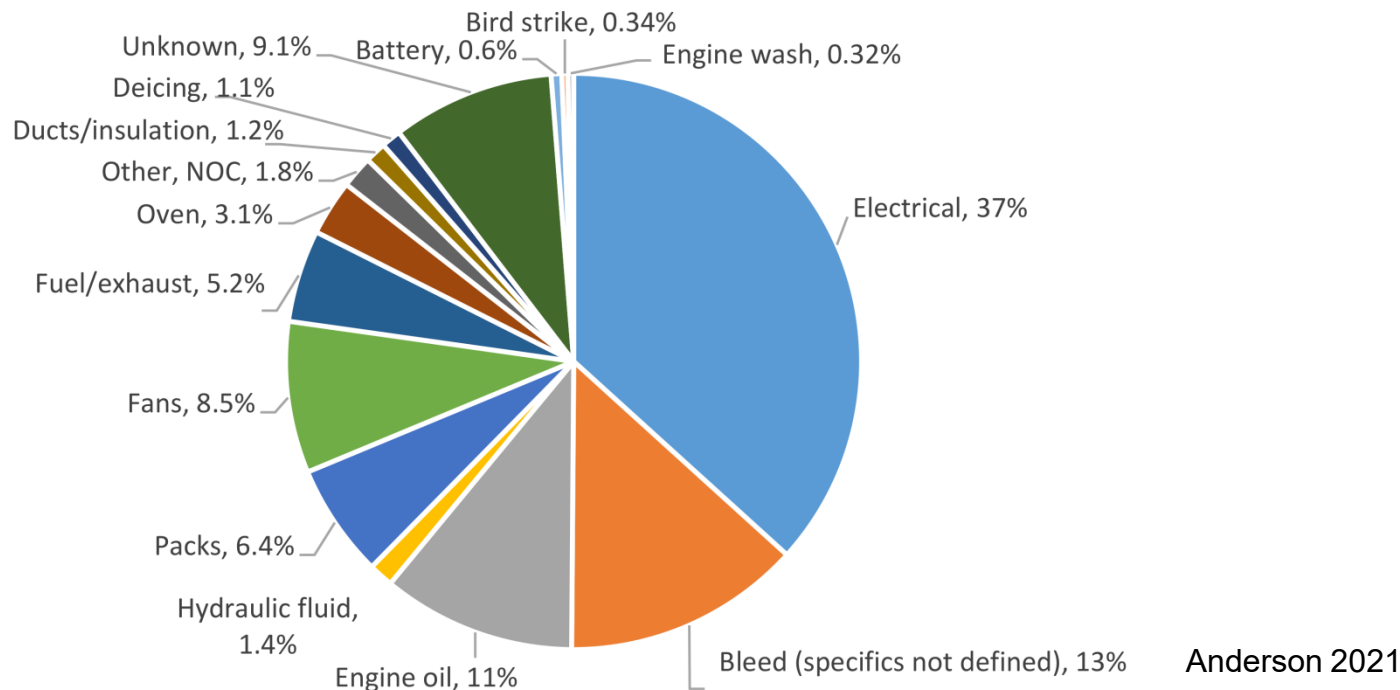
- mechanical stress?
- thermal stress?
- solvents (water, de-icing fluid, ...)?

Based on EASA 2017b

## Introduction

### Reasons for Cabin Air Contamination Events (CACEs)

Anderson (2019 and 2021) lists the **reasons for cabin air contamination events**.



Onboard Fumes/Smoke Reported by U.S. Airlines total 12452 events of different source. The objectionable classical cabin air contamination from **"bleed"**, **"engine oil"**, **"hydraulic fluid"**, and **"deicing"** **accounts together for roughly 1/3** of the events. Industry often quotes "oven" as the main reason, but it only accounts for 3.1%.

## Introduction

### How Often are Cabin Air Contamination Events (CACEs)?

According to Michaelis (2010) **no (exact) figure can be given** to the question of how many cabin air contamination events occur. Neither manufacturer, nor airline, union or government agency knows it. There is tremendous underreporting.

Author:	Anderson 2019	Shehadi 2016
database	SDRS	several
interval (from – to)	2002 – 2011	2007 – 2012
average year of interval	2007	2010
number of years	10	6
area or country	USA	USA
number of events	<b>4459</b>	11563
events per year	446	1927
events per day	1.22	5.28
events in 2020 per day	2.30	8.60
events in 2020 per day globally	6.29	23.5
events per 100000 flights	<b>5.6</b>	<b>21.0</b>

Michaelis (2003) reports about a survey done with UK pilots flying Boeing 757 airplanes. Underreporting here was at about 4%. In other words, there were 25 times more cases than being reported.

**5.6 events** per 100000 flights can be estimated (Anderson 2019). This is more than one event in 20000 flights. If underreporting is considered with 10% (instead of 4%), we would need to **expect one cabin air contamination event every 2000 flights**.

## Introduction

### How Do We Know about Oil in the Cabin?

#### Oil has left traces on its way from the engine to the cabin interior:

1. Oil traces in **bleed air ducts**
2. Oil traces in **air conditioning ducts**
3. Oil traces in **recirculation filters**
4. Oil traces on **cabin surfaces** (wall panels, seats, ...)
5. Hydro carbon concentrations in the cabin can be **calculated** and agree with measurements

**Evidence** collected in Scholz 2017 and Scholz 2019 summarized here:




1. (GCAQE 2017)



2. (CAA 2004)



3. (Eckels 2014)



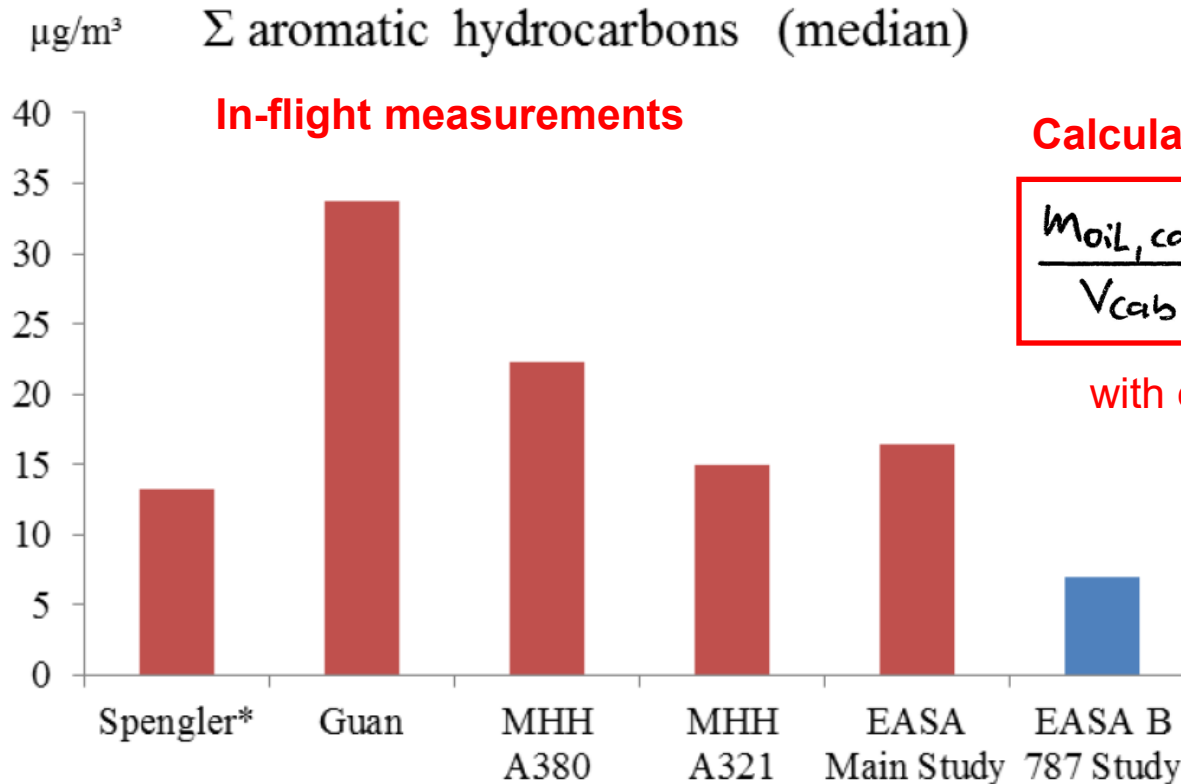
4. (Lamb 2012, Solbu 2011)

5. (Scholz 2017)

$$\frac{m_{oil,cab}}{V_{cab}} = \frac{\dot{m}_{oil} x_{bear,up} x_{seal}}{S_{eng} n_{eng} M_{CR} a(h_{CR})} \cdot \frac{\rho_{cab}}{\rho_{CR}} (\mu + 1)$$

## Introduction

### Example Calculation Compared with Measurements



**Calculated:**

$$\frac{m_{oil, cab}}{V_{cab}} = 17 \mu\text{g}/\text{m}^3$$

with conservative estimate:

$$X_{seal} = 1\%$$

$\Sigma$  aromatic hydrocarbons, comparison of different studies (median);

\* highest values from three investigated airlines

(EASA 2017a)

## Introduction

# Engineering Design Principles for Air Conditioning from SAE

## SAE AIR 1168-7: Aerospace Pressurization System Design (first edition: 1991, A in 2011)



“Compressor bleed from turbine engines is attractive because of the mechanical simplicity of the system.” However, “**oil contamination ... can occur in using compressor bleed air from the main engines.**” “Popular opinion regarding the risk of obtaining contaminated air from the engine **may preclude its use for transport aircraft, regardless of other reasons.**”

Introduction

Nevertheless,  
it is claimed:

Cabin air  
is as clean  
as a **hospital  
operating theatre**




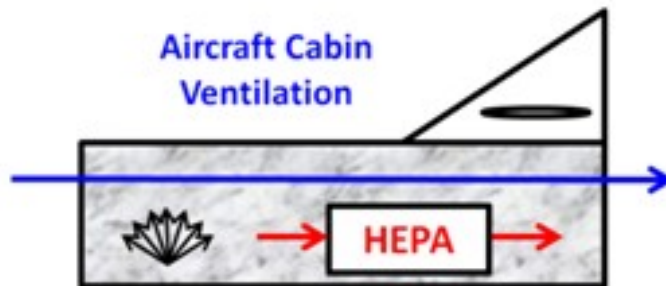
<https://perma.cc/686X-X9AZ?type=image>



# Air Conditioning System

## Air Conditioning System

### Boundary Conditions



- **Atmospheric conditions**

- Oxygen content: 21%; independent of altitude.
- Pressure: 22% of sea level pressure.
- Temperature: -56 °C.

- **Aircraft is no submarine.**

**Aircraft is open to the environment to draw air.**

- Outside ("fresh") air can be used, but **needs to be compressed**. This requires energy.
- **Compression** delivers **very high temperatures** (based on thermodynamics).
- **Cooling is necessary**
  - 1.) to get the temperature down to normal levels
  - 2.) to **cool the cabin**, because the cabin experiences net heating due many passengers, system inefficiencies converted into heat, ...

## Air Conditioning System

# Requirements

### • Ventilation

- "the ventilation system must be designed to provide a **sufficient amount** of uncontaminated air" "to provide each occupant with an airflow that contains at least **0.25 kg of fresh air** [outside air] **per minute**" [CS-25.831\(a\)](#) "i.e. 10 cubic feet per minute of air at 8000 feet pressure altitude and at a cabin temperature of 24 °C" [AMC 25.831\(a\)\(1\)](#)
- "Where the air supply is supplemented by a **recirculating system**, it should be possible to stop the recirculating system and –
  - a. Still maintain the fresh air supply prescribed, and
  - b. Still achieve 1 [avoid contamination]." [AMC 25.831\(c\)](#)
- "Each passenger and crew compartment must be ventilated ... to enable crewmembers to perform their duties **without undue discomfort or fatigue**." [CS-25.831\(a\)](#)
- "Crew and passenger compartment air must be **free from harmful or hazardous concentrations of gases or vapours**." [CS-25.831\(b\)](#)
- **CO, CO2, ozone concentration limits** are given, but not for other substances. This does not mean that other substances are allowed in any concentration (BFU 2014) "The BFU is of the opinion that a product [aircraft] which has received a type certificate by EASA should be designed in a way that neither crew nor passengers are harmed or become chronically ill." (BFU 2014)

## Air Conditioning System

# Requirements

- **Temperature Control**
  - Cabin air temperatures are not defined in CS-25.
  - **Temperature control** is done **by ventilation** with (in most cases) cold air.
  - **Recirculation** allows to use **"more air"** at temperatures **"not as cold"** as required with less air.
  - Hence, **recirculation**
    - allows a more **even temperature distribution** in the cabin,
    - avoids cold drafts near passengers and **increases cabin comfort**.
  - "More air" (than required) could also be obtained from outside, but ...
    - **outside air needs** to be compressed (to cabin pressure), which requires **more energy**.
    - **recirculated air** only needs to be pumped (against pressure losses in tubes); it **saves energy**.
  - **Recirculated air** spreads air among all passengers (unlike outside air), hence **need of filtration**.
- **Pressure Control**

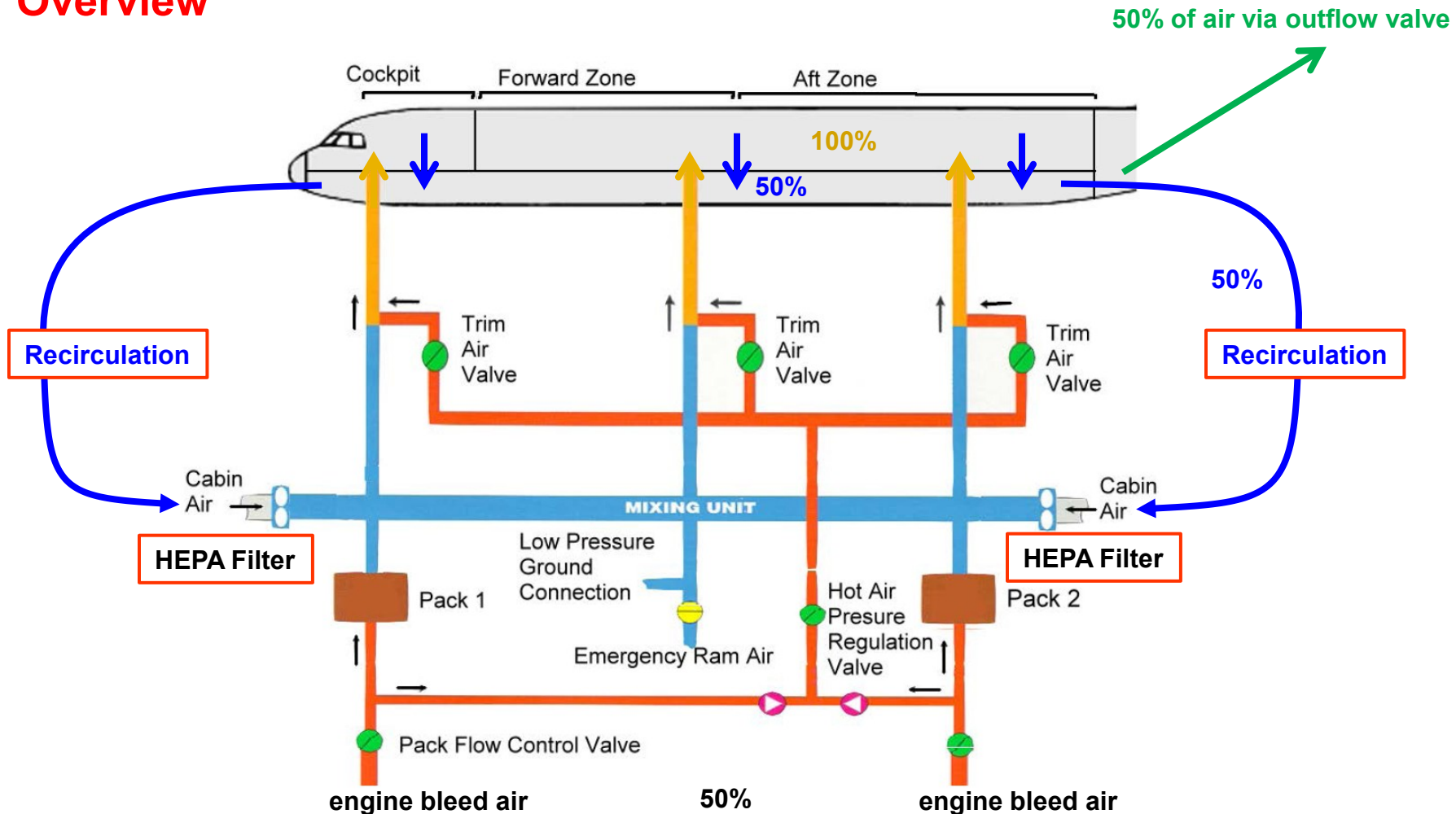
"provide a cabin pressure altitude of not more than 8000 ft" **CS-25.841(a)**
- **Moisture Control**

No requirements

*Requirements related to pressure and moisture control are not further detailed.*

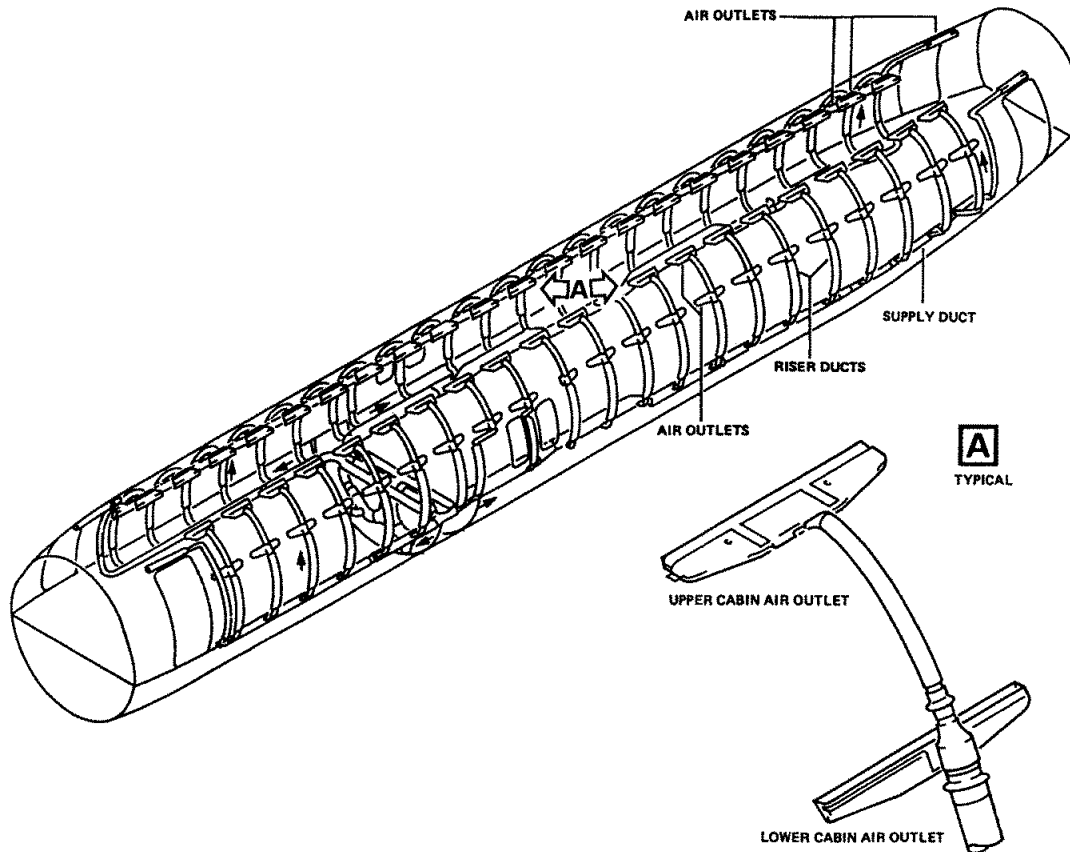
Air Conditioning System

Overview



## Air Conditioning System

# Air Distribution – Supply and Riser Ducts




## Air Conditioning System

### Mixing Unit, HEPA Filters, Recirculation Fan



## Air Conditioning System

### HEPA Filter





## Air Conditioning System

# HEPA Filter

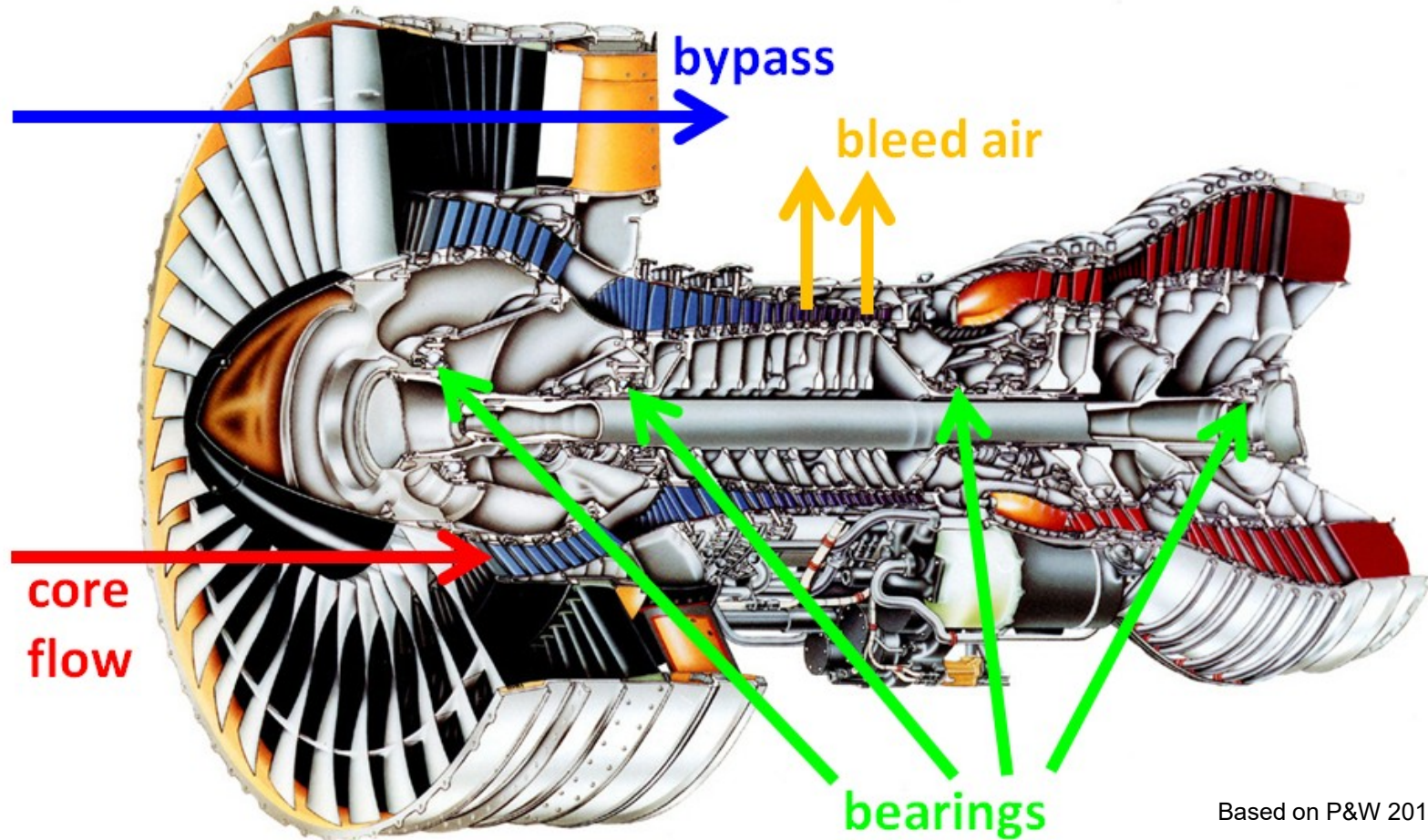


A380, Emirates

# Jet Engine Technology

Jet Engine Technology

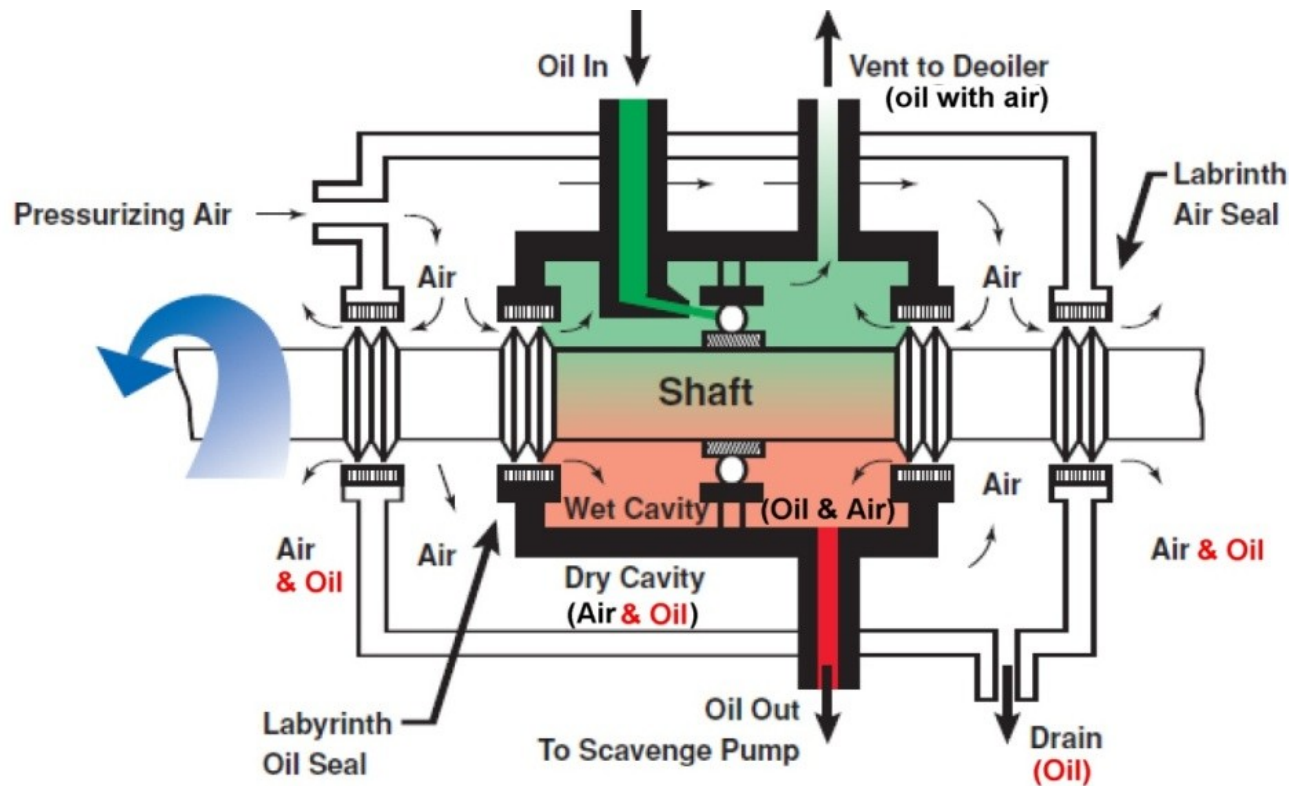
Engine Bearings and Bleed Air



Based on P&W 2014

## Jet Engine Technology

### Lubrication and Sealing of Engine Bearings



Based on Exxon 2017

**Normal operation of engine seals:**

1. The "**drain**" discharges **oil**.
2. The "**dry cavity**" contains **oil**.
3. Air and **oil** leak from bearings **into** the **bleed air**.

**=> Engines leak small amounts of oil by design!**

# Metal Particles

## Engine Metals from the Oil into the Body

### Used Oil Analysis for Metal Particles


- **Spectrometric Oil Analysis** Program (SOAP) is an analysis of metal particles in the oil.
- SOAP can be combined with **oil filter inspection** and **magnetic chip detector inspection** which identifies larger metal particles.
- A monitor program helps to identify the condition of the engine:
- **Catastrophic** failure of mechanical parts usually generate larger metal particles that can be analysed in magnetic chip detectors.
- **Slow progressing damage** to gears, bearings and spinning bearing races in the engine case is identified with SOAP. Wear particle size is between 1  $\mu\text{m}$  and 5  $\mu\text{m}$ .
- **Normal wear** can produce even smaller particles (nano particles).
- The most important wear metal in the evaluation is **iron** followed by **chromium** – both are present in bearings. If the engine case is **titanium**, increased titanium levels indicate a spinning bearing outer race.
- Larger metal particles will stay in the engine.

- **Metal micro and nano particles can leave the engine together with the oil into the cabin!**

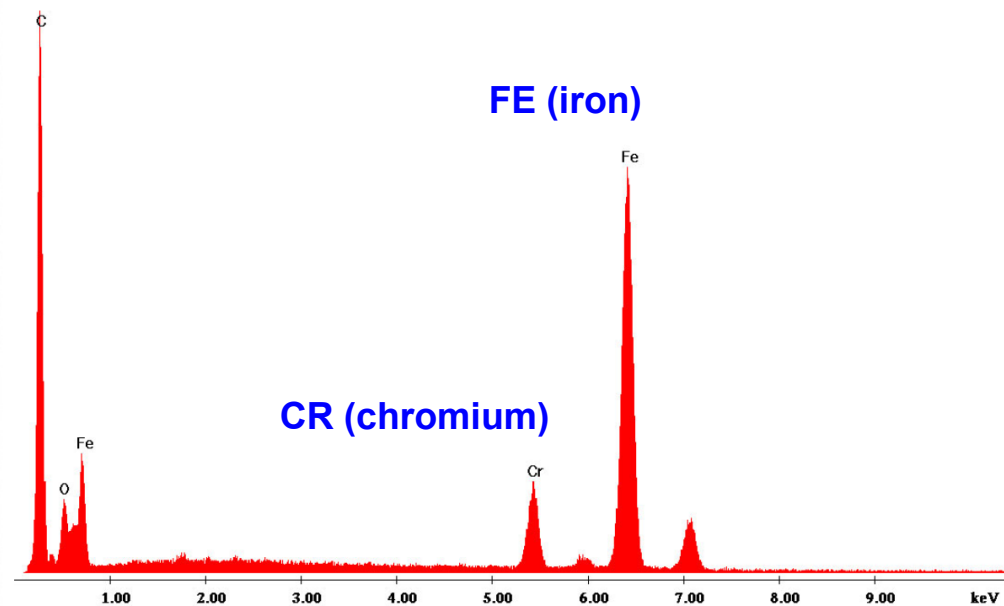
Partially based on Exxon 2016b

## Jet Engine Technology & Results

# Metal Nanoparticles in the Oil – Finally in Human Fatty Tissue of Aviation Employees



(Gatti 2019, report written for client)



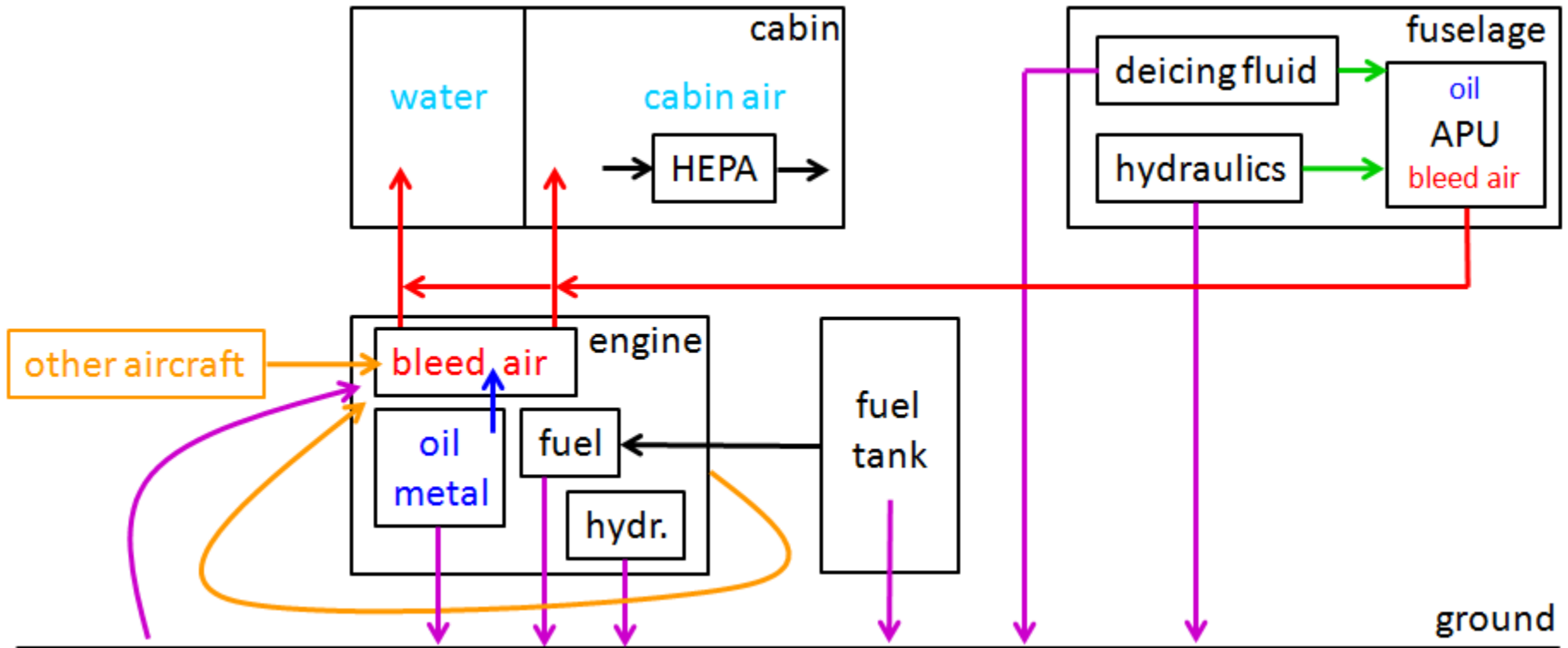
Analysis 8 of Table I. High-magnification image (1228x) and EDS spectrum of 10-micron and 1-micron brighter-looking particles composed of Carbon, Iron, Chromium and Oxygen: a stainless-steel composition. EDS: Energy-Dispersive X-ray Spectroscopy.

# Distribution of Engine Oil with Metal Nanoparticles



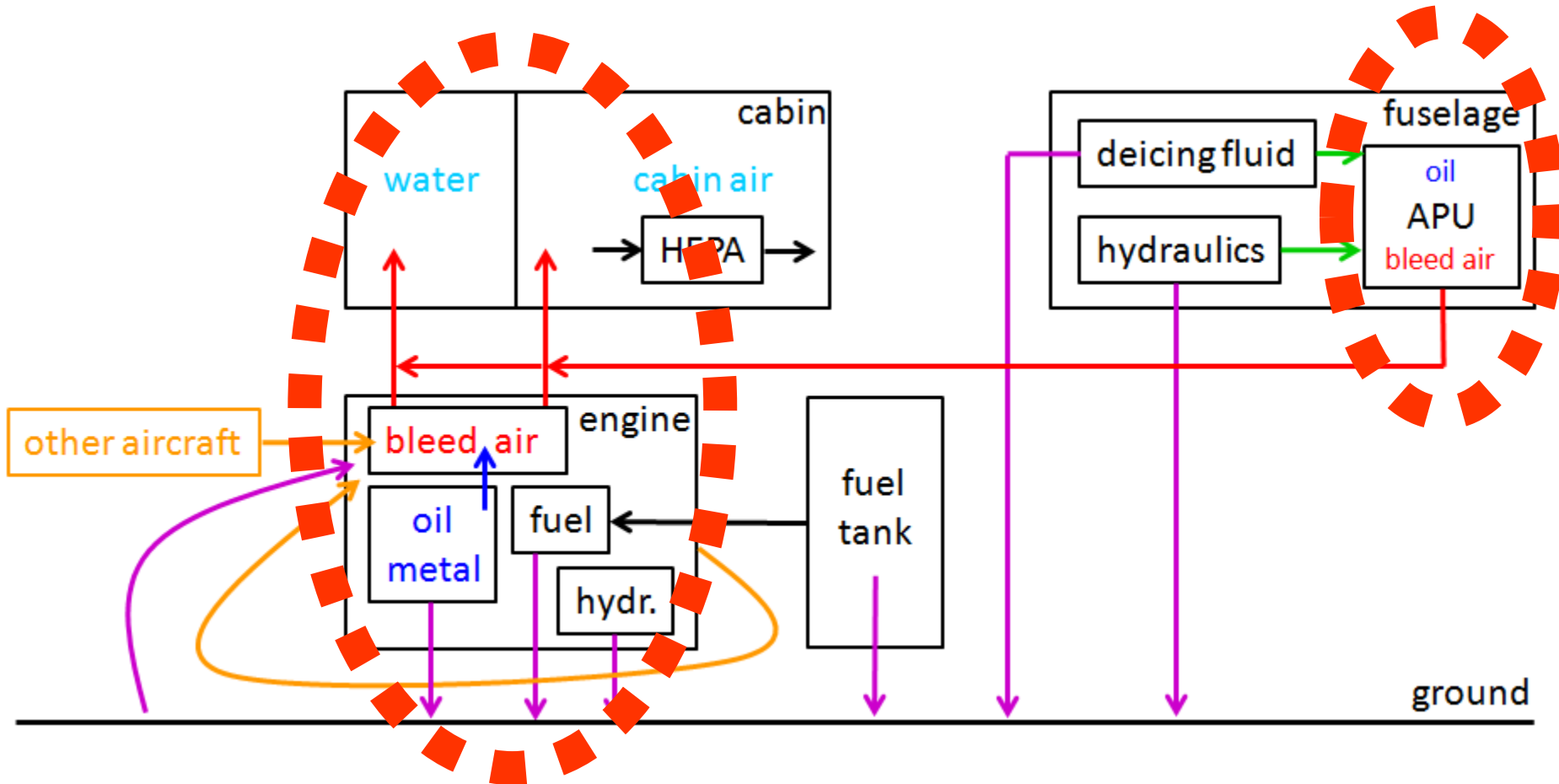
Distribution of Engine Oil with Metal Nanoparticles

Contaminants and Their Routes Into the Cabin



Distribution of Engine Oil with Metal Nanoparticles

The Route of Engine Oil Into the Cabin



## Distribution of Engine Oil with Metal Nanoparticles

### Engine Oil in the Potable Water



Potable water contaminated by bleed air on an Airbus A320. The last **water** extracted from the tank before it is empty is **black**, probably **from engine oil residue**.

Picture source:

**Video:** <https://youtu.be/dIPOeudTTCI>.

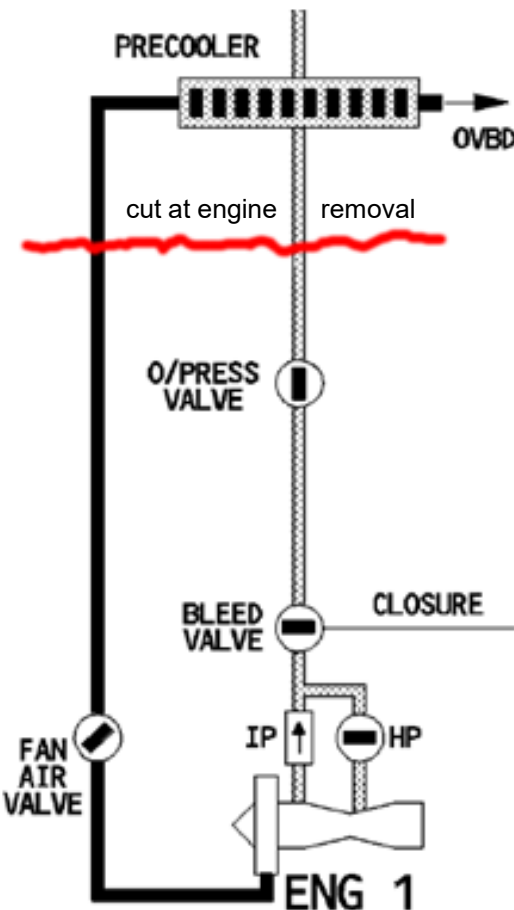
**The video explained:**

<https://purl.org/CabinAir/WaterContamination>.


## Distribution of Engine Oil with Metal Nanoparticles

### Engine Oil Colors Bleed Air Duct Brown

Fan air and bleed air ducts at the interface between engine and wing on an Airbus A320. The **brown stain** in the bleed air duct appears to be engine **oil residue**. In comparison, the fan air duct is clean. Air temperature in the bleed air duct about **400 °C**.



Airbus A320 FCOM



## Distribution of Engine Oil with Metal Nanoparticles

### Engine Oil Colors Bleed Air Duct Black


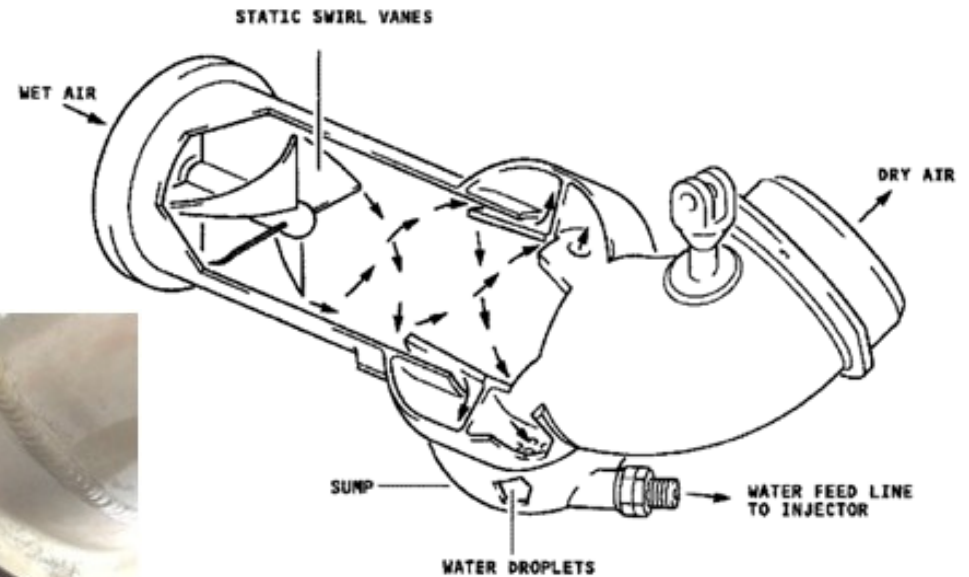


Bleed air duct of a Boeing 737 with **black oil residue** inside. Air temperature of about **200 °C**.

Picture source: **Video**: <https://vimeo.com/groups/617439/videos/345959025>

## Distribution of Engine Oil with Metal Nanoparticles

### Engine Oil Residue Accumulates in Water Extractor



The Airbus A320 **water extractor** (Airbus 1999), is a part of the air conditioning pack. The inlet of the water extractor is covered with **black oily residue**.

## Distribution of Engine Oil with Metal Nanoparticles

### Engine Oil Colors Cabin Air Duct Black



Airbus A320 air conditioning air distribution duct in the cabin. The inside is black from contaminated bleed air.

## Distribution of Engine Oil with Metal Nanoparticles

### Air Duct Is Clean at End of Life of an Aircraft, if Not Fed With Bleed Air




The inside of the air extract duct (located near the extract fan) is **clean** at the end of life of an Airbus A320, **because** the duct is normally **not fed with bleed air**.





## Distribution of Engine Oil with Metal Nanoparticles

### Engine Oil Colors Cabin Air Duct Black



Left: A unused duct supplied new.

Right: A ducts that had been installed downstream of the environmental control system air conditioning packs on a BAe 146 passenger aircraft after 26061 flight hours (CAA 2004).

## Distribution of Engine Oil with Metal Nanoparticles

### Flow Limiter in Air Conditioning Ducts



Flow limiter clogged from pyrolysed engine oil in ducts of the air conditioning system of Boeing 757 aircraft with Rolls-Royce RB211-535E4 engines operated by Icelandair (Hansen 2019) compared to a clean flow limiter (top).



## Distribution of Engine Oil with Metal Nanoparticles

### Engine Oil Colors Riser Ducts Black



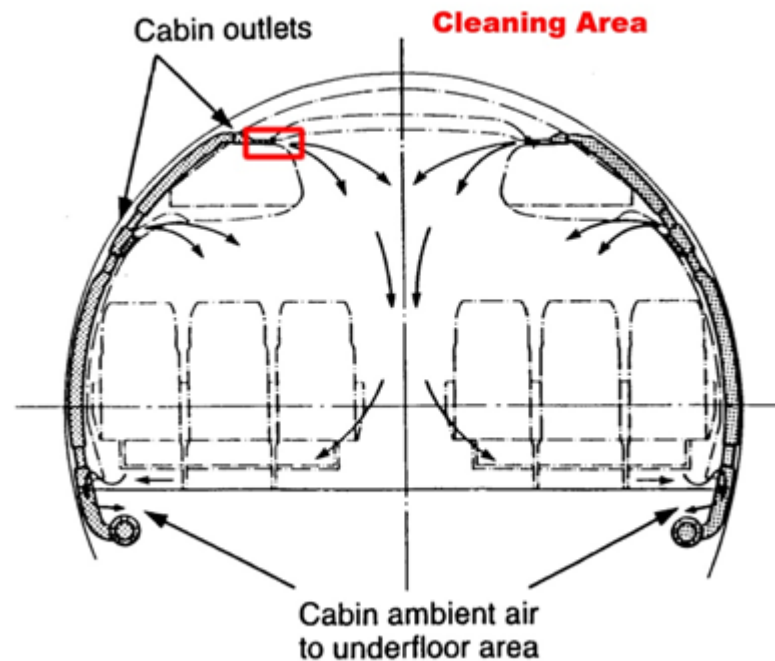

Video:  
<https://bit.ly/2YXcL3a>



Riser ducts and lower cabin air outlet on an Airbus A320 aircraft. The red line close to the cabin floor shows, where the duct was separated and opened. It is black inside from engine oil residue.

## Distribution of Engine Oil with Metal Nanoparticles

### Black Residue Settles on the Overhead Bin's Surfaces



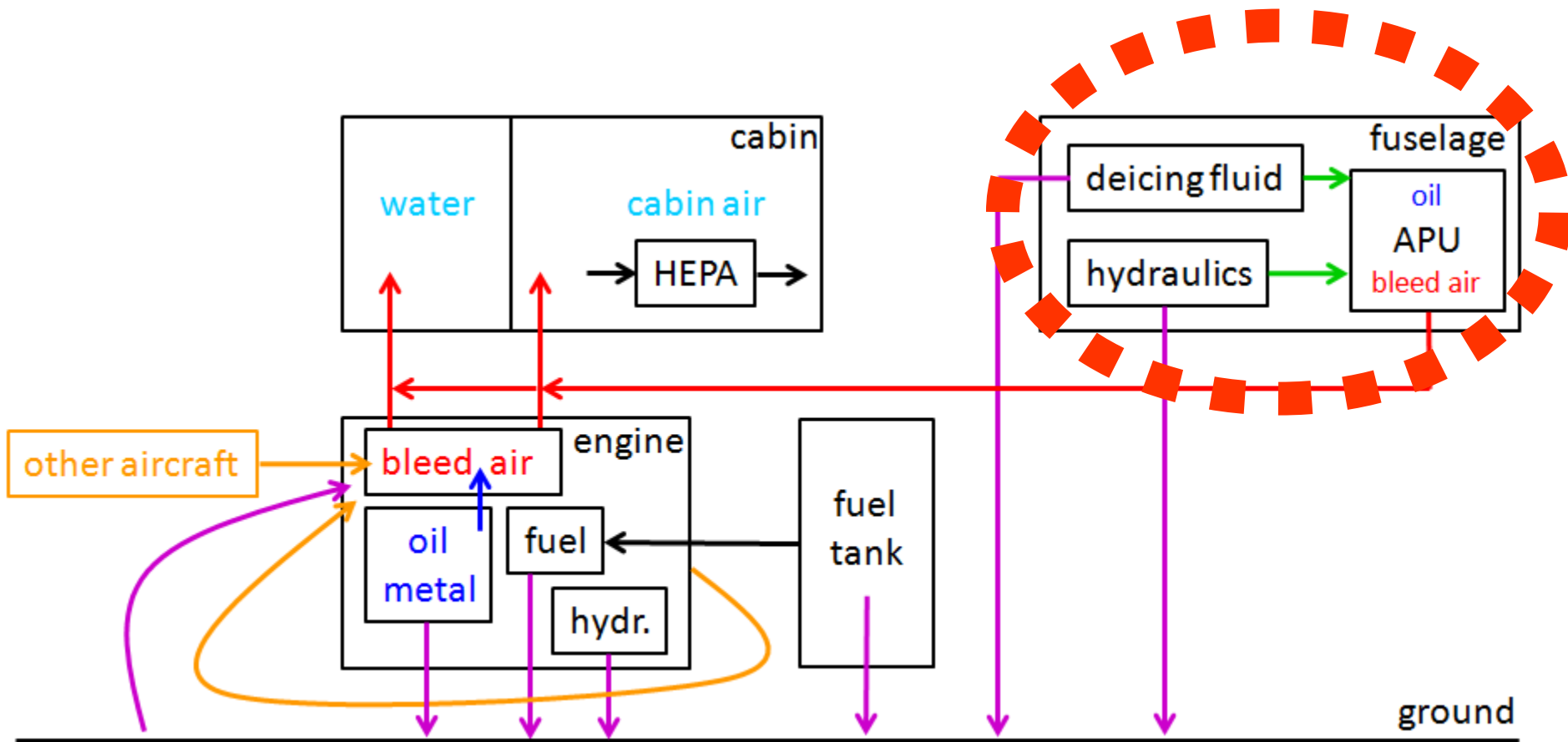
Left: Cleaning on top of the overhead bins of an Airbus A320 brings to light dirt that is clearly more than dust. The **black residue known from the ducts settles also on the bin surface**. Picture source: **Video**: [https://youtu.be/uQfA\\_DiMBS8](https://youtu.be/uQfA_DiMBS8)

Right: Airbus A320 cabin cross section with the upper cabin air outlet releasing potentially contaminated air on top of the overhead bins (Airbus 1999).

# Distribution of Hydraulic and Deicing Fluid

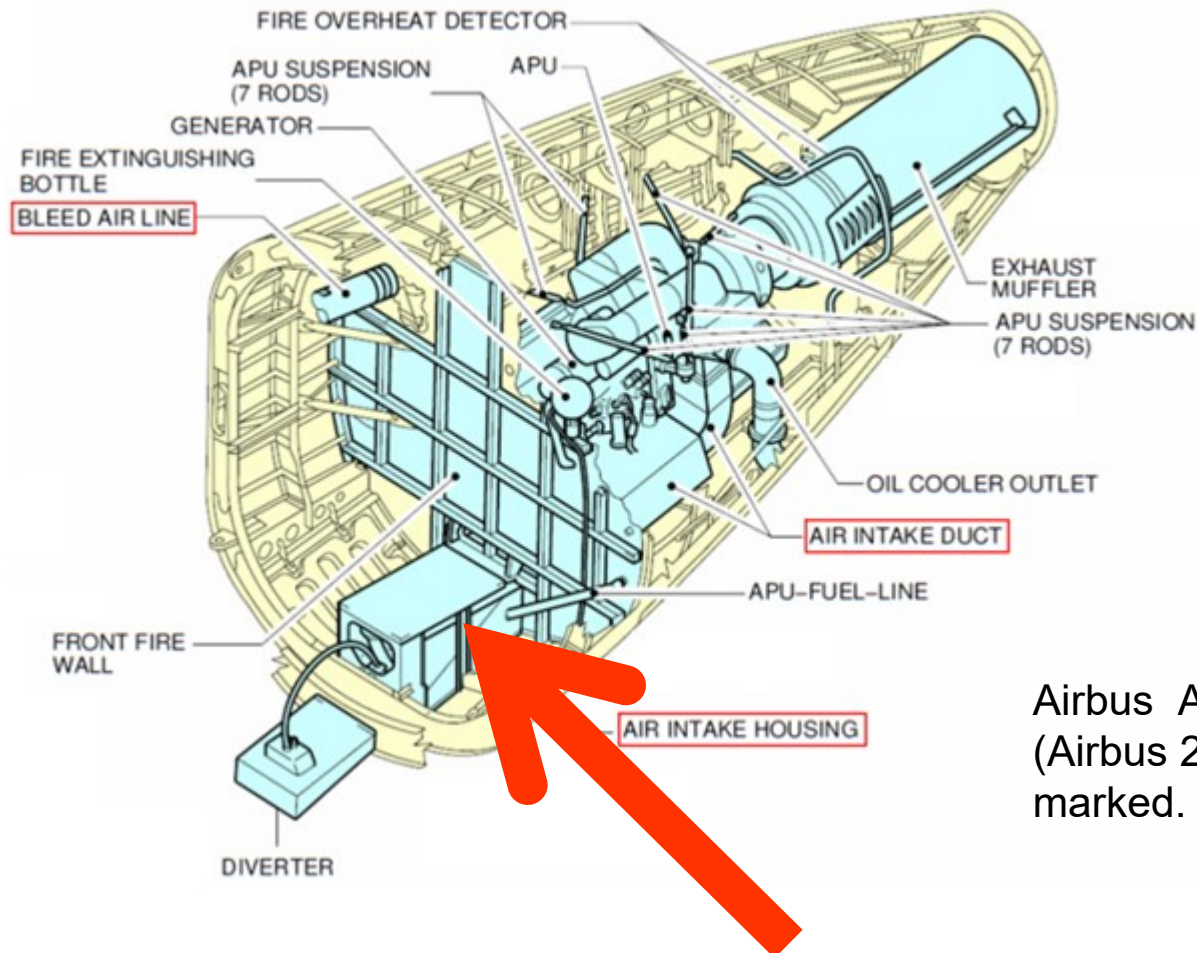
## Distribution of Hydraulic and Deicing Fluid

### The Route of Hydraulic and Deicing Fluid into the Cabin



## Distribution of Hydraulic and Deicing Fluid

### APU Air Intake – Entry Point for Hydraulic and Deicing Fluid into the Cabin



Airbus A320 APU installation (Airbus 2020). The air intake is marked.

## Distribution of Hydraulic and Deicing Fluid

### APU Air Intake – Entry Point for Hydraulic and Deicing Fluid into the Cabin



Left: Air intake of the A320 APU. Fence and deflector around the APU air intake are clearly visible. These measures cannot fully prevent contaminants from entering the APU. Right: **Traces of contamination are clearly visible on the lower part of the fuselage. Carried by the air flow in flight, the contaminants reach the APU inlet.** Source of picture on the right: Airbus 2019.



## Distribution of Hydraulic and Deicing Fluid

### "Zero Leakage" of Hydraulic Systems Has Not Been Achieved



Mekanikong 2019a

Aft collector tank of the A320 hydraulic seal drain system. In this old Airbus A320, **all surfaces** in the landing gear bay **are covered with a layer of hydraulic fluid**. Dirt accumulates on the sticky surface. **The hydraulic fluid is not confined to the inside of the hydraulic bay, but continues its journey on the lower side of the fuselage towards the APU inlet** (previous page).

Distribution of Hydraulic and Deicing Fluid

Deicing Fluid Leaks from the Tail into the APU Inlet



Vera-Barcelo 2013

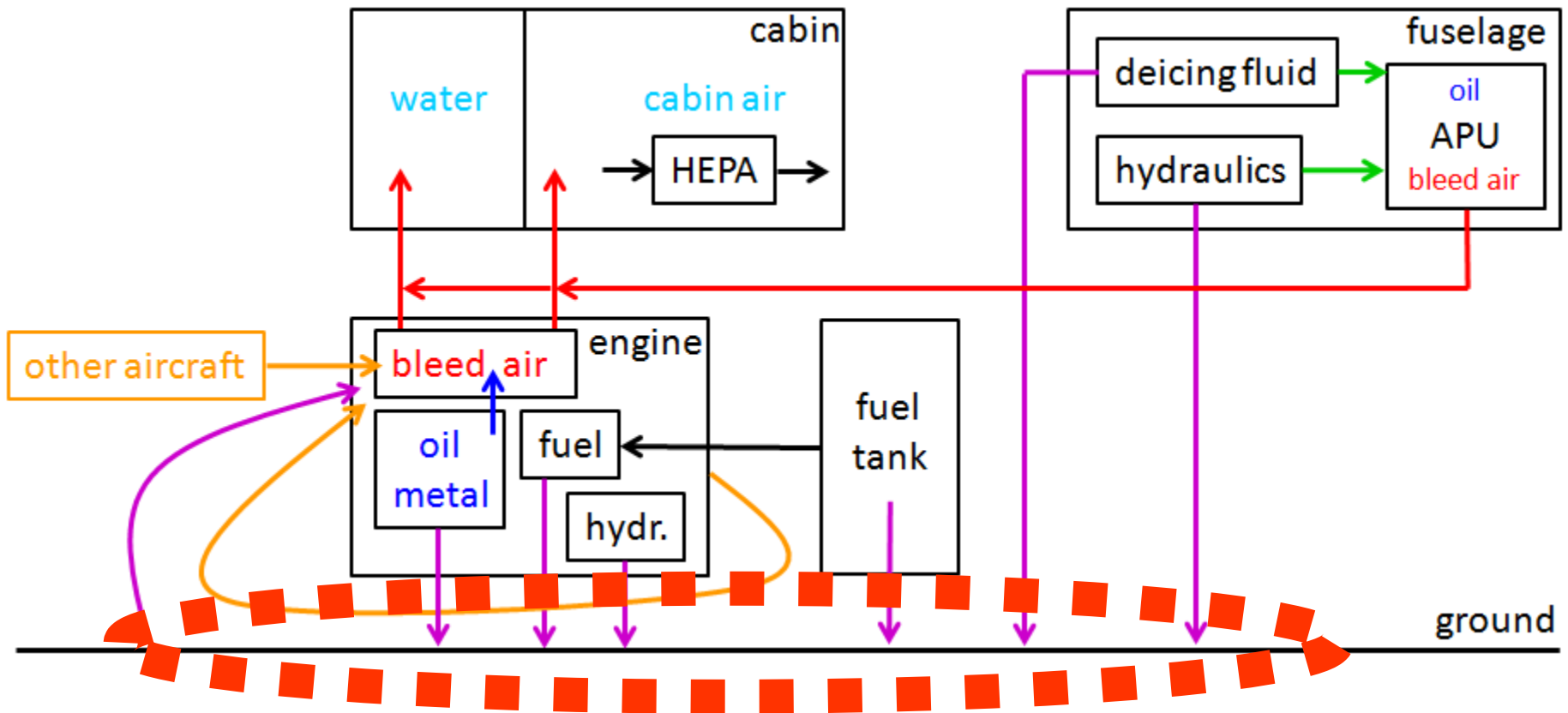


Petchenik 2015

# Distribution of Fluids via the Airport Surface

Distribution of Fluids via the Airport Surface

The Route of Fluids Down to the Ground and Back into the Engine



## Distribution of Fluids via the Airport Surface

### Leak Limits of Aircraft Equipment (Example)

INSPECT/CHECK	MAXIMUM SERVICEABLE LIMITS
<b>Oil</b>	
The starter pad	7 drops/min
The AGB rear hydraulic pump pad	7 drops/min
The AGB fuel pump pad	7 drops/min
The lube unit pad	No leaks allowed
The main oil/fuel heat exchanger	7 drops/min
The AGB/IDG pad	7 drops/min
The forward sump	20 drops/min
The Aft sump (flooding drain)	Any amount, less than 20 drops/min after engine shutdown.
The Aft sump area	No leak allowed
INSPECT/CHECK	MAXIMUM SERVICEABLE LIMITS
<b>Fuel</b>	
The fuel manifold shroud	No leaks allowed
Fuel pump at the AGB drive pad	60 drops/min (up to 90 drops/min allowed for 25 cycles)

A320 **leak limits** for the CFM56-5B engine in **drops per minute**. Drops add up over time (Mekanikong 2019b).

AGB: Accessory Gearbox

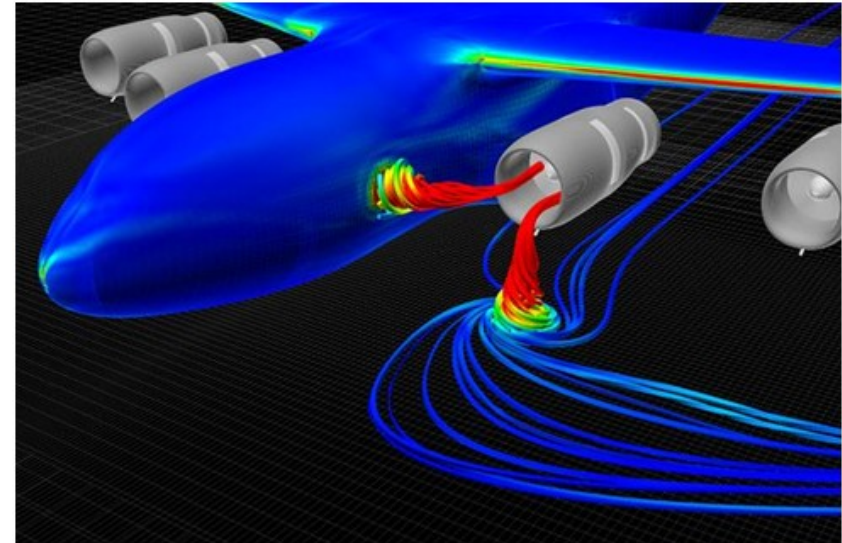


## Distribution of Fluids via the Airport Surface

### Fluids Can Be Ingested by the Engine from the Ground



The ground vortex can also form between the ground and an engine on a high wing (Childs 2017).




Simulation of two intake vortices, one of them as a ground vortex. The rotation of the vortex is visible (<https://perma.cc/VH99-87XS>).

# More Contamination

## More Contamination

### Contaminated Recirculation Fan



The face of the **recirculation fan** of an Airbus A320 is covered by an **oily back soft substance** that can be scraped off with a screw driver. Picture source: **Video**: <https://bit.ly/2YXcL3a>





## More Contamination

### Contaminated Cargo Compartment Heating



The ambient air inlet in the cargo compartment of the Airbus A320 for **cargo compartment heating** and ventilation. The inlet is full of **moist dust**.

# Filtration Systems

## Filtration Systems

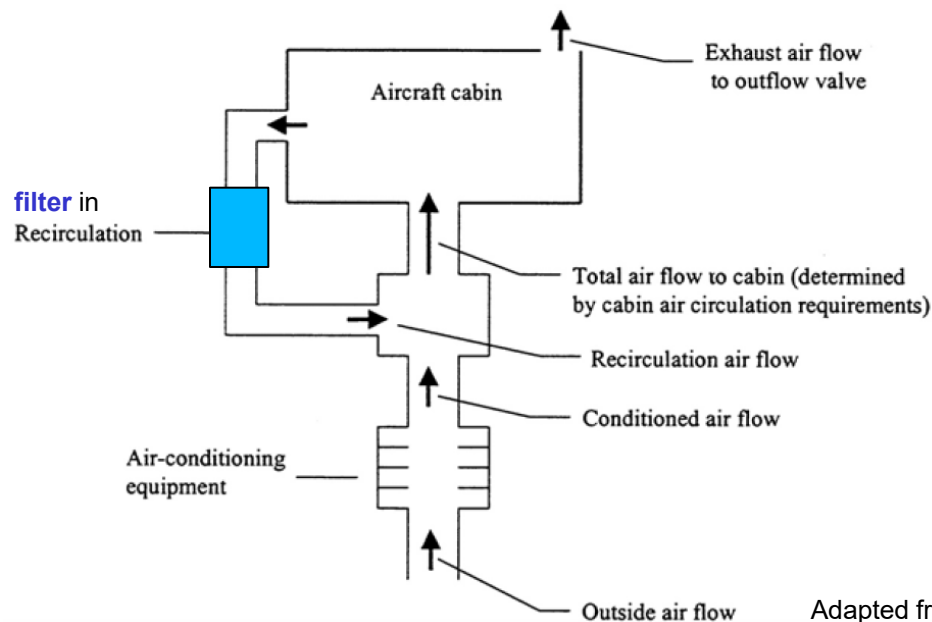
### Filter in the Recirculation Path

#### Pall offers Odour/VOC Removal Filters

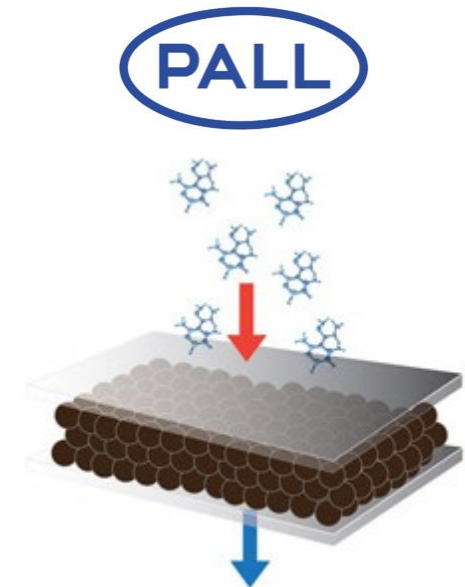
- "The carbon adsorbent is effective at adsorbing volatile organic compounds (VOC). Test results have shown a removal efficiency of 65% ... 73% when challenged with TCPs in the gaseous phase." (Pall 2011)

#### Application of Carbon Filters

- **HEPA-Carbon filters** have been added to 33 A321 aircraft at Lufthansa Group so far. (Lufthansa 2017)
- These filters are located in the recirculation path of the cabin air.



Adapted from (NRC 2002)



Schematic of carbon filter (Pall 2011)



(Lufthansa 2017)

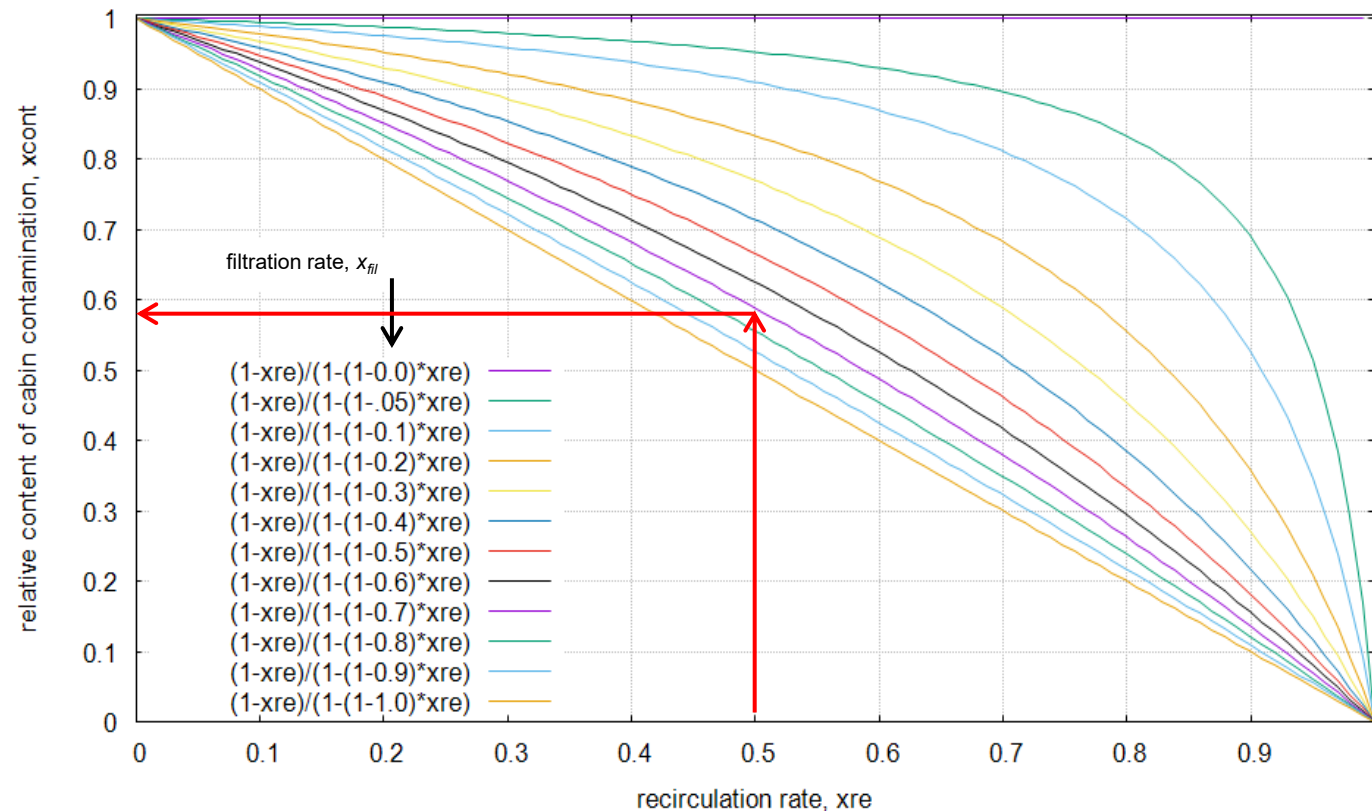
## Filtration Systems

### Efficiency of Filter in the Recirculation Path

Example calculation:

- With a filtration rate,  $x_{fil} = 0,7$  (Pall 2011) and a recirculation rate,  $x_{re} = 0,5$  (A320) the **filter** in the recirculation path **reduces the incoming concentration to 58,9%**.

$$\frac{x_{cont,cab}}{x_{cont,in}} = \frac{1 - x_{re}}{1 - (1 - x_{fil})x_{re}}$$

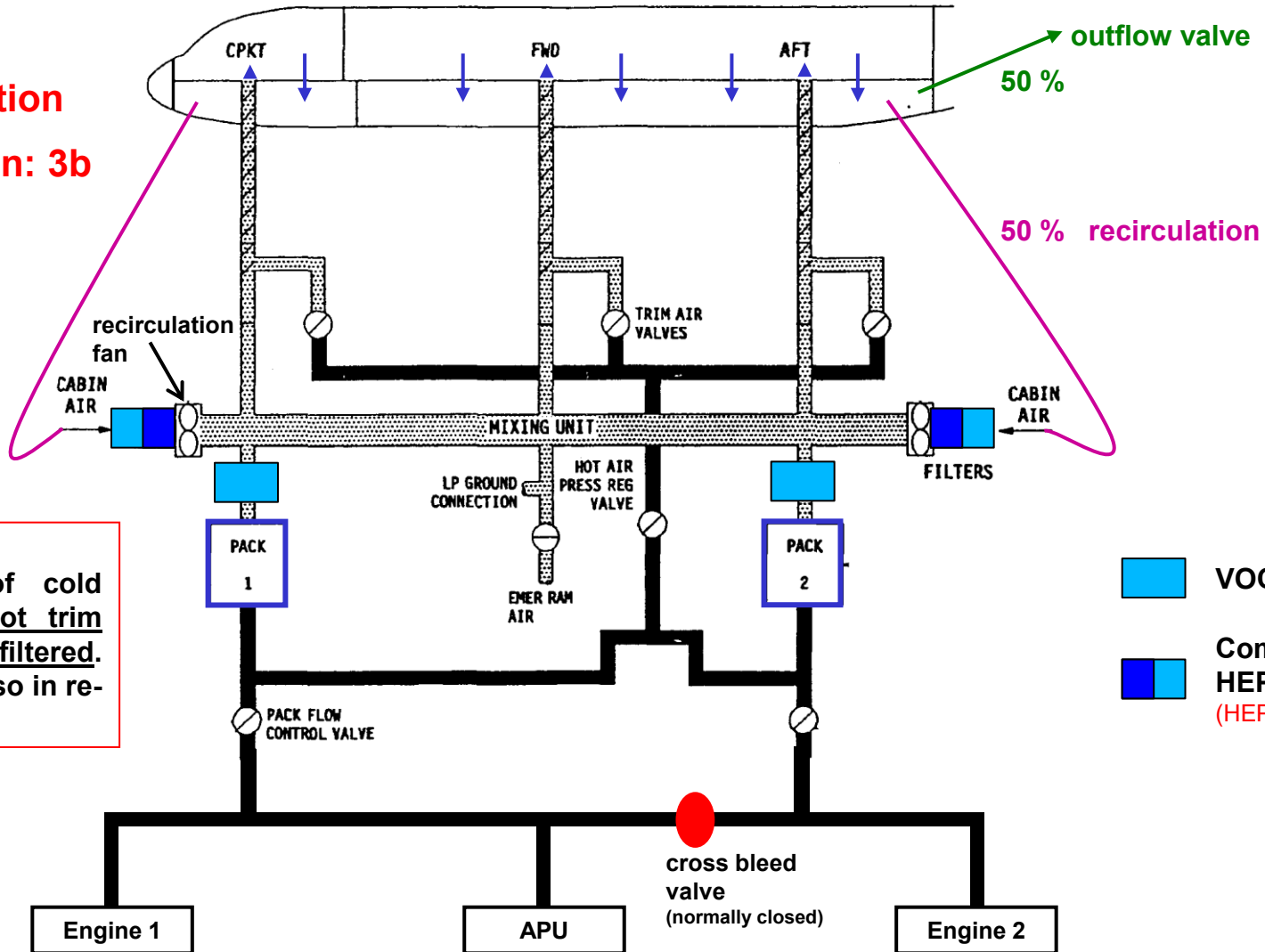


for  $x_{fil} = 1$ :



$$\frac{x_{cont,cab}}{x_{cont,in}} = 1 - x_{re}$$

Filtration Systems

Full \*  
Filtration  
Option: 3b



\*  
Filtration of cold air only. Hot trim air is not filtered.  
Filtration also in re-circulation.

 VOC Filter  
 Combined HEPA & VOC Filter (HEPA-Carbon Filter)

# Maintenance

## Maintenance

### Engines Longer on Wing

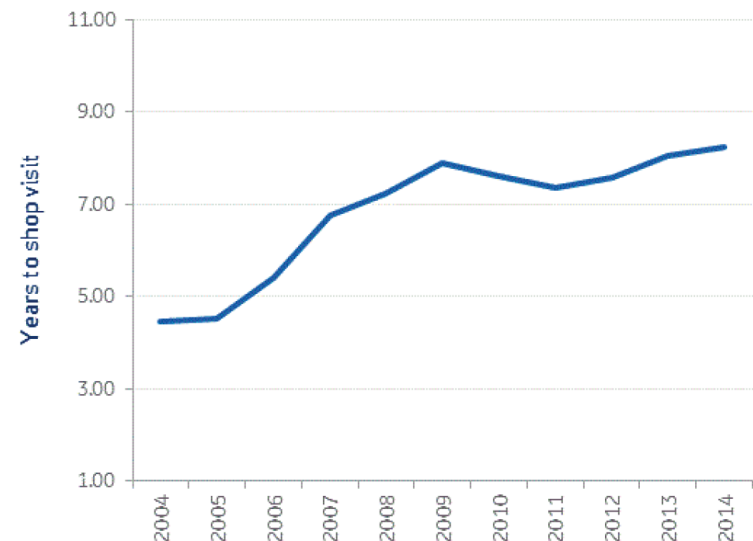
### Labyrinth-Seal Clearances Increase as Engines Age

"Labyrinth-seal clearances naturally increase as an engine ages. As this occurs – due to rubbing under vibration, gyroscopic torque, rough landings or any g-load factor, the engine air flow increases, resulting in even higher oil consumption" (Exxon 2016a) and hence leakage into the bleed air.

The figure shows increasing time to first shop visit of CFM56-7B engines. It follows:

During a period of 10 years (2004 to 2014) maintenance practice changed such that engines stay on the wing almost twice as long without shop visit and seal replacement.

CFM56-7B time to first shop visit (years)



Source: FDM TOW data, CFM56-7B

(AviationWeek 2016)

## Maintenance

### Cabin Air Ducts

#### Insufficient / Impossible Duct Cleaning

In the case of heavy contamination, this being assumed  
when there are visible traces of oil on the internal surface of the ducts, it is necessary to  
manually clean the affected ducts using rags and an appropriate degreasing agent.

(Airbus 2013)

***Aircraft released back into service over night***

***after an (oil based) CACE***

***are not cleaned as instructed by Airbus, because***

- ***ducts cannot be removed from behind the panels in this short time,***
- ***the inside of ducts is not accessible,***
- ***most of the deposit cannot be removed.***

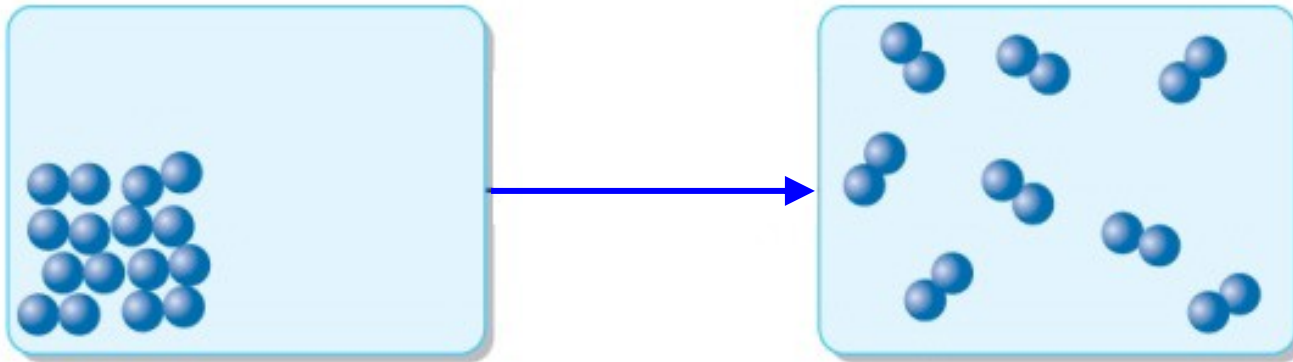


# Entropy – Distribution by Law of Nature

Entropy – Distribution by Law of Nature


## Contaminants Spread Everywhere

Gas spreads to fill space over time



# Entropy (Disorder) Always Increases!

Pile of bricks dropped from a truck



Entropy – Distribution by Law of Nature

**Contaminants Spread Everywhere**

**Entropy** is the law of nature  
by which ...

- **engine oil with metal nanoparticles**
- **hydraulic fluid**
- **deicing fluid**

**goes everywhere and finally  
into the human body.**

## Air Conditioning in Aircraft Cabins and the Associated Air Quality

### Contact

[info@ProfScholz.de](mailto:info@ProfScholz.de)

<http://www.ProfScholz.de>

<http://CabinAir.ProfScholz.de>

## Air Conditioning in Aircraft Cabins and the Associated Air Quality

### References

**AIRBUS, 1999.** A319/A320/A321 Aircraft Maintenance Manual (ADRES) [CD]. Blagnac, France: Airbus Industrie, Customer Service Directorate.

**Airbus, 2013.** A318/A319/A320/A321: Environmental Control System Decontamination. In-Service Information 21.00.00018.

**AIRBUS, 2019.** Digest for Smoke, Odors and Fumes (SOF): In Service Information. Ref.: ISI 21.00.00139. Blagnac, France: Airbus.

Archived at: <https://perma.cc/W3U7-C4HM>

**AIRBUS, 2020.** *A320 – Aircraft Characteristics Airport and Maintenance Planning*. AIRBUS S.A.S., Customer Services, Technical Data Support and Services, 31707 Blagnac Cedex, France. Issue: Sep 30/85, Rev: Dec 01/20.

Available from: <https://bit.ly/37ctHaR> (Aircraft Characteristics Homepage)

Archived at: <https://perma.cc/ARS5-AN5P>

**ANDERSON [MURAWSKI], Judith T. L., 2019.** Oil Fume Events: How Often? [Presentation]. In: *International Aircraft Cabin Air Conference 2019* (Imperial College London, 17-18 September 2019).

Available from: <https://doi.org/10.5281/zenodo.4464332>

**ANDERSON, Judith, 2021.** Sources of Onboard Fumes and Smoke Reported by U.S. Airlines. *Aerospace*, vol. 8, no. 5, paper 122.

Available from: <https://doi.org/10.3390/aerospace8050122>

## References

**BFU, 2014.** *Study of Reported Occurrences in Conjunction with Cabin Air Quality in Transport Aircraft*. Braunschweig, Germany: Federal Bureau of Aircraft Accident Investigation (BFU). Report: BFU 803.1-14.

Available from: <http://bit.ly/2LibfWh> (landing page)

Archived at: <https://perma.cc/32JB-SEJK>

**CAA, 2004.** *Cabin Air Quality*. Gatwick Airport, West Sussex, UK: Civil Aviation Authority (CAA). CAA PAPER 2004/04.

Available from: [https://publicapps.caa.co.uk/docs/33/CAPAP2004\\_04.PDF](https://publicapps.caa.co.uk/docs/33/CAPAP2004_04.PDF)

Archived at: <https://perma.cc/MY6M-35Z5>

**CHILDS, Peter RN, 2017.** Jet Engine Internal Air Systems [Presentation]. In: *International Aircraft Cabin Air Conference 2017* (Imperial College London, 19 - 20 September 2017).

Available from: <https://doi.org/10.5281/zenodo.4501577>

**EASA, 2017a.** *CAQ – Preliminary Cabin Air Quality Measurement Campaign*. Cologne, Germany: European Aviation Safety Agency (EASA). Project partners: Fraunhofer ITEM, Hannover Medical School (MHH), Lufthansa Technik AG / Deutsche Lufthansa AG, Condor Flugdienst GmbH, British Airways.

Available from: <https://bit.ly/2U8ZpyF>

Archived at: <https://perma.cc/PW6Y-7S9U>

**EASA, 2017b.** *AVOIL – Characterisation of the Toxicity of Aviation Turbine Engine Oils after Pyrolysis*. Cologne, Germany: European Aviation Safety Agency (EASA). Project partners: The Netherlands Organization for Applied Scientific Research (TNO), National Institute for Public Health and the Environment (RIVM), Institute for Environmental Studies (IVM), Institute for Risk Assessment Sciences (IRAS).

Available from: <https://bit.ly/36lANZ5>

Archived at: <https://perma.cc/LH6B-JM4A>

## References

**ECKELS**, Steven J., JONES, Byron, MANN, Garrett, et al., **2014**. Aircraft Recirculation Filter for Air-Quality and Incident Assessment. In: *Journal of Aircraft*, Vol. 51, No. 1, pp. 320-326.

Available from: <https://doi.org/10.2514/1.C032458>

**EXXON, 2016a**. Jet Engine Oil Consumption Factors.

Available from: <https://exxonmobil.co/34Pkog3>

Archived at: <https://perma.cc/3BWY-MWDQ>

**EXXON, 2016b**. Aviation Used-Oil Evaluation – Trend Analysis.

Available from: <https://exxonmobil.co/3mL90ru>

Archived at: <https://perma.cc/SAD6-6D2P>

**EXXON, 2017**. Jet Engine Oil System, Part 2: Bearing Sump Lubrication.

Available from: <https://exxonmobil.co/2I6LNAV>

Archived at: <https://perma.cc/RL7E-5XUP>

**GATTI**, Antonietta, M.; MONTANARI, Stefano, **2019**. *Evaluation of a Pathological Sample Through an Environmental Scanning Electron Microscopy Investigation and an X-Ray Micro-Analysis*. Report 3/2019. Nanodiagnostics, Via E. Fermi, 1/L, 41057 San Vito di Spilamberto (Modena), Italia. URL: <https://www.nanodiagnostics.it>

**GCAQE, 2017**. The Contaminated Cabin Air – Key Timeline 1950 - 2017. London, UK: Global Cabin Air Quality Executive (GCAQE).

Available from: <https://bit.ly/3mfAODQ>

Archived at: <https://perma.cc/DS3A-SS6X>

## References

**HANSEN**, Richard [Icelandair], **2019**. Suspected Air Quality Problems on Board - Experiences and Actions. In: *International Aircraft Cabin Air Conference 2019* (Imperial College London, 17/18 September 2019).

Available from: <https://doi.org/10.5281/zenodo.4464537>

**LAMB**, Judith; McGONAGLE, Carolyn; COWIE, Hilary; CHERRIE, John W., 2012. *Cabin Air – Surface Residue Study*. Research Report TM/11/06, Institute of Occupational Medicine, UK.

Available from: [http://www.iom-world.org/pubs/iom\\_tm1106.pdf](http://www.iom-world.org/pubs/iom_tm1106.pdf) (lost)

Archived at: <https://perma.cc/3SGD-LGUD>

**LUFTHANSA**, **2017**. *Cabin Air Quality Team: Cabin Air Quality Crew Info*. Issue: #1, February 2017.

Available from: <https://bit.ly/3jXwPym>

Archived at: <https://perma.cc/L8QA-F6LL>

**MEKANIKONG**, **2019a**. Hydraulic Aft Collector Tank. Facebook, 2019-06-11.

Archived at: <https://perma.cc/YXM4-MTZR?type=image>

**MEKANIKONG**, **2019b**. A320 Engine Leak Limits, CFM-56. Facebook, 2019-05-14.

Archived at: <https://perma.cc/9SKM-88KU?type=image>

**MICHAELIS**, Susan, **2003**. A Survey of Health Symptoms in BALPA Boeing 757 Pilots. In: *Journal of Occupational Health and Safety Australia and New Zealand*, vol. 19, no. 3, pp. 253-262.

Open Access at: <https://www.researchgate.net/publication/285830004>

Archived at: <https://perma.cc/S7KH-R8QM>



## References

**MICHAELIS**, Susan, **2010**. *Health and Flight Safety Implications from Exposure to Contaminated Air in Aircraft*. Dissertation. University of New South Wales.

Available from: <http://handle.unsw.edu.au/1959.4/50342>

**NRC**, **2002**. *The Airliner Cabin Environment and the Health of Passengers and Crew*. Washington, D.C.: National Academies Press, National Academy of Sciences (NAS). National Research Council (NRC), Board on Environmental Studies and Toxicology, Committee on Air Quality in Passenger Cabins of Commercial Aircraft.

Available from: <http://www.nap.edu/catalog/10238.html>

**PALL**, **2011**. Odour/VOC Removal Filters – Frequently Asked Questions, 2011.

Available from: <http://www.pall.de/pdfs/Aerospace-Defense-Marine/AEOVOCEN.pdf>

Archived at: <https://perma.cc/7G2L-ZE87>

**PETCHENIK**, Ian [Flightradar24], **2015**. *Ready for Winter – A Look at Aircraft Deicing*. Flightradar24 Blog.

Available from: <https://www.flightradar24.com/blog/ready-for-winter-a-look-at-aircraft-deicing>

Archived at: <https://perma.cc/TGQ7-KXFM?type=image>

**P&W**, **2014**. PW 4000-94 Inch Fan Engine. East Hartford, CT: Raytheon Technologies Corporation, Pratt & Whitney Division (P&W).

Available from: <https://unitedtech.co/2J3FIlt>

Archived at: <https://perma.cc/6QJ6-BWUX>

**SHEHADI**, M., **JONES**, B., **HOSNI**, M., **2016**. Characterization of the Frequency and Nature of Bleed Air Contamination Events in Commercial Aircraft. In: *Indoor Air*, vol. 26, pp. 478-488.

Available from: <https://doi.org/10.1111/ina.12211> (closed)

Open Access at: <https://www.researchgate.net/publication/274782362>

Archived at: <https://perma.cc/7AL3-NQRG>

## References

**SCHOLZ**, Dieter, **2017**. Aircraft Cabin Air and Engine Oil - An Engineering View [Presentation]. In: *International Aircraft Cabin Air Conference 2017* (Imperial College London, 19 - 20 September 2017).

Available from: <http://doi.org/10.5281/zenodo.4495495>

Download from: <http://CabinAir.ProfScholz.de>

**SCHOLZ**, Dieter, **2019**. Aircraft Cabin Air and Engine Oil – An Engineering View. In: *Journal of Health and Pollution*, Vol. 9 (2019), No. 24, pp. 93-98.

Journal: <https://www.journalhealthpollution.org>

Issue: <https://doi.org/10.5696/2156-9614-9.24.191201>

Paper: <https://doi.org/10.5281/zenodo.3565834>

Download from: <http://CabinAir.ProfScholz.de>

**SOLBU**, Kasper; DAAE, Hanne Line; OLSEN, Raymond; et al., **2011**: Organophosphates in Aircraft Cabin and Cockpit Air – Method Development and Measurements of Contaminants. In: *Journal of Dynamic Environmental Monitoring*, Vol. 13 (2011), No. 5, pp. 1393-1403.

Available from: <https://doi.org/10.1039/c0em00763c>

**VERA-BARCELO**, Laura, **2013**. A Clean APU Means Clean Cabin Air. In: AIRBUS. *FAST #52: Airbus Technical Magazine*. 2013, August

Available from: <https://bit.ly/341o5OT> (Fast Homepage)

Archived at: <https://perma.cc/5AW9-D5CW>

## Air Conditioning in Aircraft Cabins and the Associated Air Quality

All online resources have been accessed on 2021-05-08 or later.

### Quote this document:

SCHOLZ, Dieter, 2021. Air Conditioning in Aircraft Cabins and the Associated Air Quality. Hearing at Agence Nationale de Sécurité Sanitaire (ANSES), Maisons-Alfort, France, Online, 08 July 2021.

Available from: <https://doi.org/10.5281/zenodo.5083057>

Download from: <http://CabinAir.ProfScholz.de>

### This presentation is based on:

SCHOLZ, Dieter, 2021. Aircraft Cabin Air and Engine Oil – An Engineering Update [Presentation]. In: *International Aircraft Cabin Air Conference 2021* (Online, 15 - 18 March 2021).

Available from: <https://doi.org/10.5281/zenodo.4743773>

Download from: <http://CabinAir.ProfScholz.de>

### See also:

SCHOLZ, Dieter, 2018. **Technical Solutions to the Problem of Contaminated Cabin Air**. German Aerospace Congress, Friedrichshafen, Germany, 04.-06.09.2018. Presentation No. 0270.

Available from: <https://doi.org/10.5281/zenodo.4072745>

Download from: <http://CabinAir.ProfScholz.de>